

Registered charity no 251394


January 2022



At the beginning of every new year, many people decide that now is the time to change something in their lives. Perhaps they decide to give up a bad habit – or start a new one like getting fit. Sometimes the decision may be made for them and unexpectedly at that, just like the man in this poem (have you heard it before?)

Zacchaeus was a very little man,
A very little man was he.
He climbed into a sycamore tree,
For the Saviour he wanted to see.

When the Saviour passed that way
He looked into the tree
He said “Now Zacchaeus you come down
For I’m coming to your house for tea.”



At which point all the people in the crowd around him began to grumble. *Why?* Zacchaeus lived in the town of Jericho, and he wasn't very tall and he wasn't liked by the people. He worked for the hated Romans, collecting money off the people to send to Rome. As long as he collected the right amount of money to send to Rome, the authorities didn't care if he cheated the people and took more from them than he should. Zacchaeus had made himself rich by cheating the people, and he was hated for it. One day it was heard that Jesus was on his way to visit Jericho. Everyone wanted to see Jesus, but when they crowded onto the road to greet him, no-one would let short little Zacchaeus anywhere near the front. So Zacchaeus climbed a nearby sycamore fig tree and thought he would be hidden amongst the leaves. But, as the poem says, when Jesus came to the tree, he saw Zacchaeus up there and said “I’m coming to your house for tea!” The crowd was shocked. Zacchaeus was considered a thief and a cheat, so people avoided him. *Why* would Jesus want to mix with *him*? But this would change Zacchaeus. Jesus talked to him about God, heaven and forgiveness, and after the meal Zacchaeus promised to give back every penny that he had stolen, and more. Jesus had shown him how to change and make a fresh start to his life.

Is there anything you need to change in your life?

Retell the Zacchaeus Story:

Draw the shape of a tree and colour the leaves, or use crumpled tissue paper.

Or use a cardboard tube for the trunk and scrunched up tissue or crepe paper stuffed in the top for the leaves.

Draw a picture of Zacchaeus to either sit amongst the leaves or, to make him climb up and down cut two lengths of cotton thread, stick one end of each behind his head, thread the other ends through a small hole in the leaves and then attach those to a stick.

Copy the picture of Jesus and stick him to a craft stick so you can move him around.



Zacchaeus Word Search



- Jesus
- House
- Jericho
- Money
- Tax
- Poor
- Bible
- Sinner
- Tree
- Short
- Zacchaeus
- God



Colour the picture of Jesus calling to Zacchaeus. Can you see the little bird sharing the tree?



"God specializes in giving people a fresh start."
- Rick Warren



Registered charity no 251394



February 2022

There is a day in February when lots of people want to show their love for someone, often by buying a special card and perhaps a small gift. It's called Valentine's Day and falls on the 14th of the month.

On our pages this month we have two stories, one that tells of love that forgives and the other of the loving care shown to someone in need.

Joseph had twelve older brothers but he was the favourite of his father, who gave him a beautiful coat of many colours, which made his brothers wildly jealous.

They decided to get rid of Joseph by killing him. But they stopped short of that and instead sold him into slavery. They led their father to believe that he died after he was attacked by wild animals. They smeared his coat with blood before showing it to their father.

Ultimately, Joseph was taken into Egypt as a slave, but through a turn of events, ended up being placed in a high position as Pharaoh's right hand man.

When famine struck the land, he is able to use his wisdom to save the people from dying of starvation by having surplus grain stored when there was plenty.

When Joseph's brothers come to Egypt on a mission to find food for their family, they have to go before Joseph, who they do not recognise. Joseph sets them some tests to see if they have learnt to be kinder people. When they finally recognize him, they are obviously scared that he will punish them somehow, but instead Joseph forgives them and says:

"You intended to harm me, but God intended it for good to accomplish what is now being done, the saving of many lives."



Read the life story of Joseph from the book of Genesis (from chapter 37) in a children's Bible.




Copy the outline on the left onto a sheet of paper. Make it as big as you like. Then transform it into a coat of many colours using paints, pens, crayons, coloured paper – anything at all.

Write the text:

Like Joseph, love is forgiving
and mount it somewhere on your picture.

Our second story is about the loving care shown to someone.


It is the story of four friends and one of Jesus' miracles.



Jesus had travelled to the town of Capernaum, near Lake Galilee. The crowds of people following him and gathered in and around the house where he was staying.. In the crowd, but outside, was a paralyzed man, lying on a mat, who had been carried there by four friends. But the crowd was so great that they couldn't get anywhere near Jesus and they hoped that their friend would be healed if only they could get close to Jesus. The men saw that the roof of the house where Jesus was talking to the crowd had a woven thatch roof. They decided that the only thing they could do would be to climb onto the roof, cut a hole in it and then lower their friend down to be in front of Jesus. When Jesus saw their faith, he said to the man, "Take heart, son; your sins are forgiven." Immediately the man was able to get up, roll up his mat and walk away, praising Jesus.

Find this story from the Bible in the Gospel of Mark, Chapter 2

Make yourself a model of the man on the stretcher by taking a piece of paper, colouring it in to look like a piece of cloth. Cut four pieces of string to the same length and tie each one to a corner of the paper. Make the man out of pipecleaners. You could dress him in a robe by folding some fabric or paper round the body.



Jesus Heals a Paralysed Man

S	C	L	S	O	P	A	R	A	L	Y	S	E	D
T	G	C	O	E	D	Q	U	I	E	T	T	S	Y
R	K	O	P	W	H	P	W	J	O	Y	T	F	L
E	E	M	Y	S	E	E	A	H	A	O	E	O	O
T	L	P	S	D	A	R	S	A	B	P	S	O	L
C	C	A	R	W	L	Y	L	P	S	R	H	R	F
H	A	S	Y	O	I	S	A	P	E	B	D	G	R
E	R	S	W	R	N	H	Y	Y	I	E	M	M	I
R	I	I	R	C	G	B	T	B	K	W	W	W	E
P	M	O	L	S	O	N	L	O	S	O	J	A	N
I	P	N	H	O	L	E	O	I	Y	M	E	L	D
M	E	R	L	W	O	L	S	L	L	E	S	K	S
A	L	A	H	O	U	S	E	J	S	N	U	O	W
N	H	F	E	E	H	E	S	A	S	A	S	S	S

- BIBLE
- HOUSE
- HEALING
- HOLE
- FRIENDS
- ROOF
- QUIET
- STRETCHER
- LOOKED
- LOWER
- HAPPY
- JESUS
- COMPASSION
- CROWDS
- MAN
- MIRACLE
- WALK
- PARALYSED
- WOMEN
- JOY



Registered Charity No 251394



EXPLORING LENT



March 2022

It's six weeks until EASTER, the most important festival in the church calendar. So important that it is felt that people need a time to prepare for it, so these weeks are designated as the time of LENT. It is the time when Christians remember the time that Jesus spent in the desert, preparing himself for the work that God had planned for him. Present day Christians try to put aside more time to pray and perhaps do something different (i.e. give up chocolate or cakes, or give money or time to help a charity) which helps them to feel closer to God. This year Lent began on March 2nd, Ash Wednesday and lasts until Easter Day, April 17th.

To help you think about Lent, you might like to collect together a few symbols into a bag or box, which you can then use to centre your thoughts. You can either collect the actual objects like a scavenger hunt, or cut out the large illustrations on the next page.

SAND

Before beginning his work for God, Jesus went alone into the desert for 40 days to be tested. It is a place with lots of sand but little food or water. It is a very difficult place to live.

What are the difficult things you are facing at the moment? What can you do about them? Pray that God will show you what you can do.



STONE

While he was in the desert, the devil tempted Jesus to turn stones into bread to eat. He resisted that temptation but he did become known for feeding people who were hungry for food, or for love, for a word of encouragement or acceptance.

Who could you be more thoughtful and encouraging to?
How could you help others this week?



HUMAN FIGURE

Jesus was chosen to become human, just like us. He understands us and all the difficulties and temptations we face. He also knows that we are capable of great things, Godly things. No matter what we do wrong, he keeps on inviting us to ask forgiveness and join Him in his work in the world.

In your own life, how could you choose to be more like Jesus - caring, accepting of others, forgiving, helping?



CANDLE

Lent begins when it still gets dark early, but the time seems less gloomy as the spring flowers increase and bring us brightness. In the Gospel of John, Jesus is called the 'Light of the World', and that light shines through each one of us.

How can you share the Light of Jesus with others? Can you reflect his love through your actions?



(Continued overpage)

STAR

Stars reflect a heavenly light on the earth. They shine on all the world. Write or draw on your star all the things in God's creation (including people who are important in your life) that you would like to thank God for.



PURPLE PAPER

Purple is the colour of Lent because it is the colour of royalty, and also the colour of sadness/mourning. It reminds us that Jesus Christ is king but he also died and rose again at Easter – which is not what people expected.

What makes you sad? What do you need to pray to Jesus about? Remember that God does not always answer prayers in the way we expect him to.

To complete your box or bag decorate it with Easter pictures or stickers.



Sinai Desert



You could use sand from a sandbox, a candle left over from Christingle or a tealight, a toy figure, cut a star from foil, find a stone in the garden.

ON THE ROAD TO EASTER WORD SEARCH



Ash	Holy Week	Palm Branch
Wednesday	Holy Thursday	Forty Days
Sacrifice	Good Friday	Jesus
Almsgiving	Holy Saturday	Passover
Prayer	Easter	Foot Washing
Fasting	Palm Sunday	Resurrection
Lent	Purple	Love




Registered Charity No 251394

TRAVELLING TO EASTER



April 2022

“Hosannah, Hosannah”, shouts the excited crowd on the road to Jerusalem, on their way to celebrate the important festival of Passover in the temple there. Many of them will have seen Jesus, healing the sick, talking about love and forgiveness, and about the coming of a new Kingdom.




Oh, how they wanted that Kingdom, there in Israel. It would mean the end of the hated Romans who occupied their land. Jesus was on his way and they wanted to give him a hero's welcome. They pulled down the big fronds of the palm trees to use as flags to wave in greeting. Then, there he was, riding on a humble donkey rather than a war horse.

Jesus spent the next few days teaching the people God's message and on the Thursday he and the Disciples made their way to a house in the city where Jesus had arranged for them to share the Passover meal together. But during the meal one man slipped away and went to the High Priests of the Temple, who were jealous of Jesus and plotted to get rid of him.



After the meal Jesus wanted some time to pray to prepare himself for what was soon to happen. He led the disciples out of the city to Gethsemane.




For thirty pieces of silver, Judas promised the High Priests he would lead the soldiers to Jesus so they could arrest him. In the dark he led them to Gethsemane and showed them which one was Jesus by giving him a kiss of greeting.



The Temple priests wanted Jesus to be put to death, but they had to go to the Roman Governor for that to happen. He, Pilate, tried to pass the decision off to Herod, the Jewish King. Herod sent Jesus back to Pilate who in the end gave in to the mob, who just a few days ago had greeted Jesus as a hero. Now they wanted him put to death. Jesus was handed over to the soldiers.

After they had whipped him and put a crown of thorns on his head, the soldiers made Jesus carry his cross to the place of execution.




Jesus died on that cross. Two friends took his body and buried it in a cave tomb. A large stone was rolled over the entrance. When the women came on Sunday morning they found..... the tomb was empty!




JESUS HAD RISEN, HE WAS ALIVE AGAIN!!

At the empty tomb, Mary Magdalene talked to a man who she thought was a gardener. But then she saw that he was really Jesus! He had risen from the dead and was alive again. Colour the picture giving it a beautiful sunrise feeling with golds and reds.



We celebrate Easter Day by giving each other eggs, usually chocolate ones these days. This is because eggs are a symbol of new life (i.e. baby birds are born from eggs) and we are celebrating the new life of Jesus in heaven with his father, but also with each one of us. A hollow egg also represents the empty tomb. Find your way through the maze to the tomb.

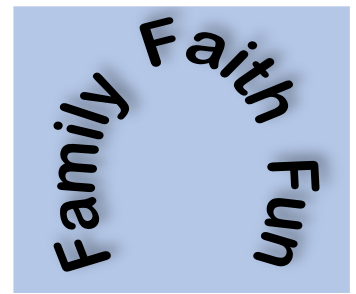


Join the dots to see the Easter Bunny, then colour him in.





AND GOD PLANTED A GARDEN



Charity No 251394

May 2022

Gardens have been made colourful with spring bulbs, crocus, snowdrops and daffodils. We hear in the news about bluebells in certain woods and there is still blossom on trees and in the hedgerows. We really do have a beautiful world to live in. Many think of it as God's Garden, just as the early writers of the Bible did..

"Now the LORD God had planted a garden in the east, in Eden; and there he put the man he had formed. And the LORD God made all kinds of trees grow out of the ground--trees that were pleasing to the eye and good for food." So wrote the author of the Book of Genesis in chapter 2.

"The Lord brings you into a land of wheat, and barley, vines and fig trees, and pomegranates; a land of olives and honey" (Deuteronomy 8v7-8)

There are lots of references to flowers, herbs and trees in the Bible and researchers have been able to identify many of them to be ones that we would recognise today.



Anemone (Lily of the Field)

Crocus or Saffron



There were poppies, lilies, henbane, garlic, thistle, almond tree, mint, hyssop, cinnamon, roses, and of course the apple in the Garden of Eden, and the frankincense and myrrh brought to Jesus at his birth. The list is endless.

Many centuries later a lady named Dorothy Gurney wrote a poem called God's Garden. One of the lines says,

"You are nearer God's heart in a garden, than anywhere else on earth"

And there are many people who feel just that. At this time of the year lots of people are thinking about planting and growing their own fruit and vegetables, particularly to help with the cost of food at the moment, or some prefer lots of flowers.

To take advantage of all the wonderful food that God has given us we could try to grow our own rather than buying everything from the shops.

Try This If you have a tomato in the fridge, cut it into slices. Then find a plant pot to fill with some soil. Lay your tomato slices on the top of the soil (see picture on the right) and water lightly. Place your plant pot somewhere out of the frost and not too light to start with. Keep it watered and once some shoots begin to show, move it into the light (and warm) and provide some sticks for them to climb up. If you are patient, you may be able to harvest your own, home-grown tomatoes.



Have you thought about how we eat different parts of the plants we use for food. It may be the roots, stems, leaves, flowers, fruit or seeds, although not every part of all plants is safe to eat, so don't try anything without asking. **Make a Plant Parts Salad** to explore the different plant parts we can eat. See the next page.



Plants Parts Salad

Here are just some of the more common parts we eat:

Roots – can be carrots or radish

Stems of asparagus or celery

Leaves – can be lettuce, spinach, cabbage or parsley

Flowers – broccoli, cauliflower or nasturtiums

Fruits – apple, avocados, cucumbers, peppers, or tomatoes (yes these are fruits)

Seeds – sunflower, garden peas, poppy (bought ones safest), sesame

Wash each piece in cold water and dry thoroughly, then cut them up into bite size pieces.

Toss with a salad dressing of your choice then EAT AND ENJOY your Plants Parts Salad.

A story to explore: Jesus was know to enjoy sharing meals with friends.

In the picture on the right, Mary and Jesus are at a wedding. Mary has instructed the men by the wine jars to do just what Jesus tells them. Find out what that was by reading John ch 2 v1-12





Registered Charity No 251394

JULY 2022



LOST AND FOUND!



“MUM! I can’t find my socks!” “DAD! I can’t find my football!”

It’s panic in the morning and time to get ready for school, but nothing seems to be where you thought it was. Is that how your day starts sometimes? Losing something, perhaps more important than a pair of socks or a football, can make us feel very sad. We might spend a lot of time searching for it and, if we find it, we are very, very happy again.

Jesus wanted people to understand how his Father God felt when anyone turned away from following God’s way, and he told several stories about lost things. One was about a lost coin.



In Jesus’ time, when a woman got married, she might be given a gift of silver coins, which would be very valuable to her. Sometimes they were made into a necklace or sewn onto a headband. In Jesus’ story a woman had ten silver coins but lost one of them. She was so upset about it that she lit a candle so she could see into all the dark corners of her house, and took a broom to sweep every part of it, until at last she found it. She was so happy to have found the coin that she told her neighbours and got them to celebrate with her. Jesus said that God felt just like that woman if there was someone who had turned away from believing in him but then came back. A lost soul who was found



You can read about the Lost Coin, and two other stories about lost things – a lost sheep and a lost son. You will find them in the Bible in Luke Chapter 15



Make a “Lost Coin “ headdress.

To make the coins draw some circles, or draw round a coin, on a piece of card – silver if you can. If you have milk delivered in glass bottles with a foil top, the tops would be good to use. Make them look like coins by drawing on a picture of a Roman Emperor – see above – onto the card, or make a rubbing from a real coin with the foil. Then cut out a strip of fabric or thick paper to go round your head. Make a small hole in each coin shape and stitch each one onto the headband with needle and thread.

If you can get some chocolate coins, on the following page there are some games you can play with them to remind you of the story and things being lost and found.

Chocolate Coin Hide and Seek

If there is a group of children let them take turns hiding a coin and having the other children try to find it. The one who finds it gets to keep and eat it, then hides the next coin.

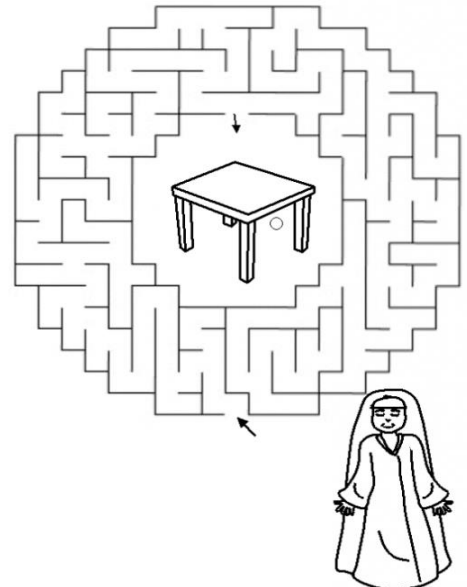
Alternatively, you could hide enough coins in your room so that each child will be able to find one. When they have found one, they must go and sit down, and not eat their coin yet, while the others continue to search. When everyone has found a coin ask them to think about someone or something that needs a prayer. Ask them to say a prayer in their heads for that person or situation - and then they can eat the coins!





Saint Anthony is widely known as the “Patron Saint of Lost Things.” It all goes back to a story from his life. A novice stole a book of Psalms he had. When St. Anthony prayed to God for it to be recovered, the novice returned it to him.

There is a little jingle some people will say:
“St. Anthony, please look around; something is lost and must be found.”


Help the lady find her lost coin, can you spot it under the table?




Help St Anthony find these items in the picture below, then colour it in.



saintlyheart.com



Registered Charity No 251394



AUGUST 2022

What does WATER mean to you?

At the time of writing this we are going through a very hot time in this country. At the moment we are lucky enough to have the water we need for drinking, bathing and probably for some of you for swimming. How would life be if this heat continues until we have a real water shortage, as we are being warned may happen.

Many children in other parts of the world have to live with a daily water shortage, walking miles to collect water that is really not fit for drinking or even washing in.



World Water Week, which this year is from Aug 23rd-Sept 1st, prompts us to remember those who have to live without clean water on tap. We should also think about how we use water ourselves, are we careful not to waste it? It is very precious.

Water played an important part in the life of Jesus. He lived and worked around Lake Galilee. He was baptised in the River Jordan. A number of his disciples were fishermen before they followed him, and he used boats to cross the lake or as a platform to teach the people. One day Jesus and his friends were in a boat on the lake when a big storm blew up and the friends were afraid for their lives, but Jesus was able to calm the storm.




Once, He was also able to direct where best to drop their fishing nets to make a big catch of fish.

Some Watery Crafts

Make a Bubble wrap fish.

On a piece of card or thick paper draw the outline of the of a fish. Then cut out the shape of its body in bubble wrap and stick it over the outline on the card.



Fill in the details of the head, tail and fins. To colour the bubble wrap body felt pens or paint will have the best effect.



Make a Jellyfish Suncatcher.

Find a piece of clear plastic film, perhaps from a food box. Draw on the outline of a jellyfish body with a black pen. Then tear up different coloured pieces of tissue paper and stick them onto the jellyfish body – try not to use too much glue or it will show through.

Make the trailing tendrils from ribbon if you have any, or tear up thin strips of coloured paper.

Hang your jellyfish where the sun can shine through it.

Colour the picture of Jesus calming the storm.






Registered Charity No 251394

September 2022



The World in OUR Hands!?



September is a busy month in the Church calendar, and it begins with a whole month of thinking about what God has made but we are destroying.

Creationtide, or the Season of Creation, is the period in the annual church calendar, from 1st September to 4th October, dedicated to God as Creator and Sustainer of all life.

Originally an Eastern Orthodox initiative, it has now spread widely bringing Christians together to pray and work for the protection of the environment that is vital to everyone. During this month your church may be holding its annual Harvest Festival, when we give thanks for God's gifts to us. Perhaps you could take inspiration from the illustrations below to create a poster, of any size, to make people think about what God made and how we are spoiling it. Think about drought in some parts, floods in others, and the many places threatened by wildfires or famine. Our climate is changing.



Then taking our thoughts in a different direction, 14th September is Holy Cross Day. I wonder if you have ever thought about the crosses that you see in churches, or which people wear as a necklace.

The CROSS is the most widely recognised symbol of Christianity, but it comes in many different designs. It might be carved in stone or wood, marble or precious metal, it could be on top of a building or embedded in the ground. It can be worn as an ornament or carried in liturgical processions. Buildings for worship can be built in the shape of a cross.

As a focus of faith for Christians through history, many individuals and groups have adopted special designs to make it a symbol special to them.



The Russian Orthodox Cross has two additional cross-pieces. The one at the bottom is where Jesus' feet would have been nailed.

The one at the top is where Pilate had the sign put that said "Jesus Christ, King of the Jews"

St Paul tells us: we have as an anchor of the soul, both sure and steadfast," (Hebrews, 6:18-19). This anchor of hope is the cross. An anchor looks like a cross and became the symbol of hope for salvation and eternal life. In ancient Roman caves, an archaeologist found plates without any writing on them, but with pictures of anchors.




Celtic Cross

The Celts had a strong sense of God in nature and everyday events in their lives. This is shown in the “key” patterns that come from the days of St Columba. What seem to be broken lines are a spiral of one continuous line. The circle represents the earth.



This practice of creating a ‘special cross’ continues today, as shown in the picture on the right. This is known as a ‘Gomez Cross’ in memory of **María Cristina Gómez**. She was a Baptist primary school teacher and community leader in El Salvador who was abducted on April 5, 1989 and subsequently murdered because of her work for women’s rights. The cross has a picture of Maria and illustrates her life. It shows her teaching in school, working on the family farm and working with women’s groups in the villages.

Design a Cross You could colour in the Celtic Cross below, trying to follow the intricate patterns, or use the outline of the other cross to design one to represent your community and any of the people who inspire you, either in the church, your school, where you live, or in your family (or draw your own larger one).





Registered charity no 251394

October 2022

Take a Leaf From God's Book




It's Autumn and we can see God's wonderful colours in the leaves on the trees. As you travel around in the next week or two see how many different shades of green, gold, orange and red you can see in the leaves.

One way to enjoy all these colours is to collect fallen leaves and use them to make collage pictures. You could stick the leaves on a sheet of paper to create your picture.

During September and October many churches hold their Harvest Festivals, a time when we say thank you to God for all his gifts to us, for the food we eat and the wonderful world we live in. You could make a "Thank You" garland.



Find a real leaf in a shape you could draw round or use one of the shapes below.



Draw your leaves on different shades of paper or fabric, enough for each letter of the words, **THANK YOU GOD**. Write the letters on the leaves then cut them out and join them together with string or ribbon to hang them in a garland at home, to remind you of God's wonderful world. Or you could stick them onto a sheet of paper.


October 31st is traditionally "HALLOWEEN"- or All Hallows Eve (Hallows means Saints). 1st November is All Hallows Day (or All Saint's Day) when we celebrate special religious people whose actions shone the light of Christ into the world. A Halloween tradition used to be to hollow out turnips to make lanterns but now we have adopted the American idea of carving pumpkins. The faces in them were said to frighten away witches and other unwelcome visitors. But instead of trying to scare people away, why not carve your pumpkin with a friendly face. If you don't have a pumpkin, you could make a Pumpkin Windsock -see on the next page.

A Pumpkin Windsock First of all draw round a plate onto orange card, twice, or draw your own pumpkin shape twice. Cut those out then on some yellow or white paper cut out 2 cross eyes, a nose, and mouth (see picture right). Cut them out and stick them to one of the circles. Cut out a brown stem and green leaf. Add several pieces of streamer, made from crepe or tissue paper, or ribbons, to the bottom of one of the circles and then staple or glue the two together. Add a hanging loop to the top and hang where the wind can blow it.




You could copy or cut out this text to stick to the back of your windsock as a reminder of how we all should be.

Shine With the Light of Jesus!




Let me shine with the light of Jesus.
Let my eyes see the beauty all around.
Never let me turn up my nose to others,
And let my mouth share the Good News I have found!



Decorate this pumpkin with wonderful Autumn colours.



Jesus talked about what the Kingdom of God is like. He said the farmer sows a seed in the ground. The seed will sprout, become a shoot and then grow until it is ripe and ready for harvest. Then farmer will reap, cutting and collecting the good grain. What is not good he will leave behind. We are the grain in God's harvest. Will we be ready to be in His Kingdom?



Can you find your way around the weeds?



Give Thanks with a Joyful Heart



Registered charity no 251394

November 2022

Do you always remember to say 'Thank You'? Or do you sometimes forget in the excitement? Last month we were saying 'Thank You' to God for the harvest and all the good things that we have.

By the time you read this you may have attended a church service where those who died in the two world wars are remembered and thanks are given for all those who served in the armed forces protecting our country.


At the end of the month people in America will be holding 'Thanksgiving' celebrations when they remember the early settlers who arrived in that country – many of whom would have come from Britain.

You know, when Jesus did something special and miraculous most people showed their appreciation by thanking him and God. But not always.

In the time of Jesus there was a terrible disease called leprosy. It caused the skin to turn white, with disfiguring sores and nerve damage that caused people to lose the feeling in fingers, toes or parts of the face. This meant that they might sustain injuries that they couldn't feel so didn't treat them. Everyone was very scared of catching leprosy (these days it is rare and can be treated) so they insisted that all lepers had to live away from other people, and carry a bell to warn when they were approaching. They were people with no hope.

When Jesus was traveling to Jerusalem, He had to pass through Samaria and Galilee. On the way, ten lepers asked to be healed. Jesus told them to go to the priest because they were cleansed. One man saw that he was healed and turned back and praised God with a loud voice. The man also fell on his face and gave thanks. Jesus asked were not ten healed, where are the other nine? Jesus told the man who was also a Samaritan that his faith has made him well. You can read the entire story in Luke 17:11-21.

Those Lepers in Jewish society were outcasts. So, when Jesus healed them, He gave them a new beginning.



How do you think Jesus felt when only one man came back and thanked him?

Do you like to be thanked when you take the time to do something nice for someone?




Make a daisy flower for the Ten Lepers Bible craft.



Why a flower? You perhaps know that a rose symbolizes love. But did you know that flowers can represent other ideas? This craft looks something like a daisy, which can symbolize rebirth or new beginnings.

Cut a 4-inch circle from yellow paper for the centre of the daisy. Also, cut five 9 by 1-inch white rectangles for the petals. Then round the ends of the rectangles. Make a hole in the centre of the five rectangles.



Push a brad (split pin) into the centre of the circle.

Line up the holes in the rectangles. Place behind the circle and on the prongs of the brad. Open the prongs to secure the rectangles to the circle.

Fan the rectangles out so that they look like the petals of a flower. With markers or crayons, draw faces on each of the ten rectangles. Make each unique. Add hair or leave others bald. Give beards to some.

Also, number them one to ten. On the number one petal print, "thank you".

On the yellow centre write "Jesus healed 10 Lepers". The one saying 'Thank You' reminds us to always thank God for all the things he gives us.



Thanks and Thank you

S E E L P S Q L M E W G
 E R N X K R I Q I N O R
 R C E N P F A Q F I R A
 O D A N E R Z I M U K T
 C H Q F N W E O S N Z I
 T L E E F A T S D E B T
 I W C C E I M A S G V U
 H I K H V M O S V I P D
 E B Y A P O L I T E O E
 B R T U O Y K N A H T N
 I E A U E H C P Q M C Y
 S U R C T P C E J W O K

CARE
 FEEL
 GRATITUDE
 MANNERS
 POLITE
 THANKS
 WORK

EXPRESSION
 GENUINE
 LIFE
 MOTIVATES
 PRAISE
 THANK YOU



Thank
 You

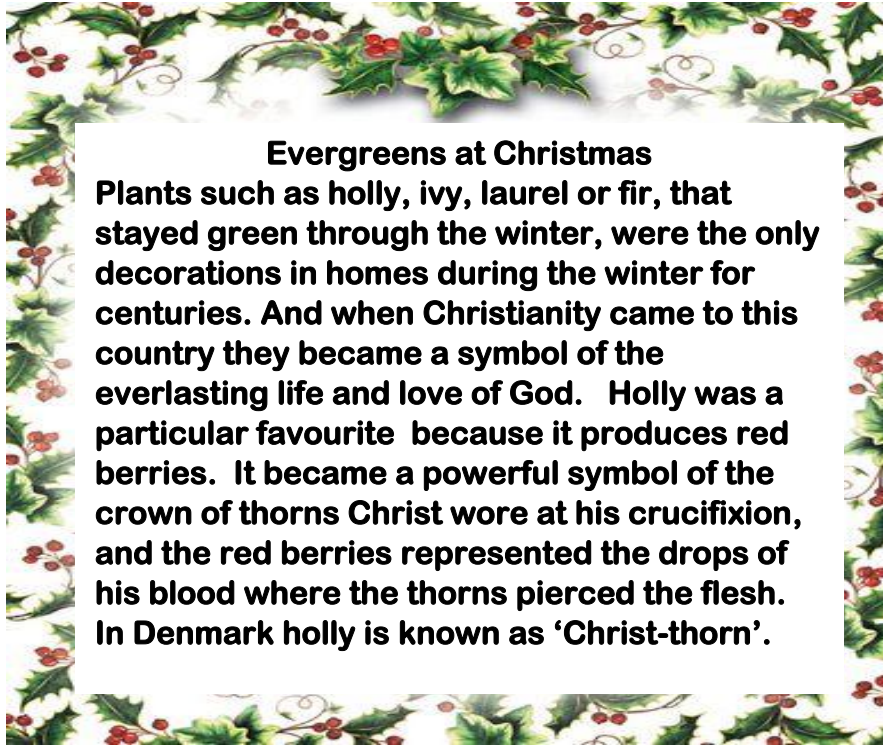


Charity No 251394



Why Do We Do That?

An exploration of the reasons for some of the things we do at Christmas



Evergreens at Christmas

Plants such as holly, ivy, laurel or fir, that stayed green through the winter, were the only decorations in homes during the winter for centuries. And when Christianity came to this country they became a symbol of the everlasting life and love of God. Holly was a particular favourite because it produces red berries. It became a powerful symbol of the crown of thorns Christ wore at his crucifixion, and the red berries represented the drops of his blood where the thorns pierced the flesh. In Denmark holly is known as 'Christ-thorn'.



The brightest decoration in many homes is a Christmas tree, topped with a Christmas angel, a star or a fairy. The first Christmas trees were hung in Eastern Europe – upside down! They were often not decorated at all, just there as a reminder that the shape of the tree, triangular, represented the three persons of God - God the Father, God the Son and God the Holy Spirit. The right way up they are pointing to heaven.



Why do we give presents at Christmas?

Birthdays are a time for giving presents, and Christmas Day is the birthday of Jesus.

The first CHRISTMAS GIFT GIVERS were the WISE MEN, or 'Kings', who followed a star to find a new king. They found a baby in a stable – Jesus. They brought with them gifts fit for a king

GOLD FRANKINCENSE and MYRRH

They offered him gold, as a king, paying him tribute; frankincense, as God, for they honoured God with the smoke of incense;

and myrrh, as a man that would die, for myrrh was used in embalming dead bodies.

These men...these wise men...saw this baby and knew that He is a king, is God and that He would die for the sins of the world.



What do you put on the top of your tree? Is it an ANGEL (not a fairy)? Angels are God's messengers and were very busy at the time of Jesus' birth. They had to prepare Mary and Joseph, and then tell the shepherds about the birth. They even had to warn the Wise Men not to go back to Herod. Or do you have a STAR? It was a star that guided the WISE KINGS to find the Baby Jesus, so a star on your tree reminds you that they travelled from a far country and were invited by God to be amongst the first people from see Jesus.

Why are candles an important part of Christmas decorations?

Candles give light.

We need light to see our way.

Jesus was called 'The Light of the World'

Christians believe that He came to show us the way God wants us to live our lives.

To prepare for Christmas many churches have an "Advent Wreath".

ADVENT means COMING

An Advent Wreath has four candles (which can all be red or 3 purple and 1 pink) surrounding the one white candle which represents Jesus.

The evergreen decoration around them represents the everlasting love of God.

Each Sunday during the season of Advent an extra candle is lit, until the four are alight. Each week the light grows brighter.


Then on CHRISTMAS MORNING the white candle is lit

JESUS IS HERE!



Colour in the Wreath below. It shows you the meaning of each candle.

Perhaps you could cut it out and put it up in your home.



Nativity Word Search

- | | | |
|-----------|-----------|--------|
| ADVENT | ANGEL | BABY |
| CANDLE | DONKEY | GIFTS |
| JOSEPH | KINGS | LOVE |
| PEACE | SHEPHERDS | STABLE |
| BETHLEHEM | CAMEL | |
| HOLY | JESUS | |
| MANGER | NATIVITY | |
| STAR | MARY | |

X	S	M	B	I	Y	L	V	Y	Y	J	U	H	O	L	Y	S	F
D	O	S	E	C	A	M	E	L	S	O	J	G	S	Z	S	T	G
J	V	T	T	Z	A	M	A	N	G	E	R	T	Y	F	J	A	I
O	B	A	H	Z	O	Y	S	C	T	Z	G	J	J	I	Q	B	F
S	D	R	L	N	A	T	I	V	I	T	Y	C	R	E	P	L	T
E	B	Y	E	Q	D	D	O	N	K	E	Y	I	A	I	S	E	S
P	A	J	H	J	Y	X	E	E	J	H	U	V	A	N	J	U	G
H	B	O	E	S	H	E	P	H	E	R	D	S	N	M	D	L	S
O	Y	H	M	T	C	R	J	X	W	A	R	X	G	T	P	L	I
P	E	X	L	O	V	E	P	E	A	C	E	C	E	R	E	V	E
K	I	N	G	S	I	Y	F	Y	B	P	X	A	L	D	Y	L	P
D	H	P	J	Y	A	U	A	D	V	E	N	T	M	A	R	Y	Q

