




Charity No 251394

# February 2020

## A Light to lighten the darkness.



The words above were spoken by an old man called Simeon when he saw the baby Jesus with his parents in the Temple in Jerusalem. God showed him that Jesus was the special one, sent to show the world God's special light. February 2<sup>nd</sup>, Candlemas Day, is when we remember that day at the temple. It became a special day for the blessing of candles in the church (when candles were the only source of light), and is still remembered today.




Centuries later in this country, lace makers worked together in one room during the dark winter days, to economise in the use of candles which were expensive. There was a regulation that on Shrove Tuesday, the day before the start of Lent, (also now known as Pancake Day and usually still dark quite early), their candles were blown out, not to be lit again until 3<sup>rd</sup> September.



### Make a pretty lacy cuff

Cut a piece of white card to fit around your wrist. Carefully cut out the centre section, leaving a narrow border all round.

Now take a white paper doilie (you can buy them where you get cake making ingredients) and cut it in half. Lay one half on top of the piece of card with the frilly outer edge above one edge of the card. Carefully stick it onto the card (put the glue on the card rather than on the doilie) and lay the doilie on top. You should have a lower edge sticking out so carefully fold that under until the edge is overlapping the underside of the card. Now glue that in place, again applying the glue to the card. Then join the two ends together to make the band.




### Causing a stir with hammer and nails. Someone ready to stand up for what he believed.

In 1483 a man called Martin Luther nailed a piece of paper to the door of a church because he felt the priests were not acting properly. One day he marched out with a hammer and nails and a paper with a list of 95 things he felt were wrong in the Church. Some people agreed with Martin but others were very angry and he had to escape. Sadly, a war broke out between his supporters who became known as Protestants, and the Pope, the leader of the Catholic church. The church changed some of its ways eventually but by then the split was too great. The key date for remembering Martin Luther is 18<sup>th</sup> February.



Martin Luther wanted the true word of God to shine out to the people. Another Christian who gave her life to bringing Christ's light to others is Gladys Aylward, sometimes known as "The Small Woman". Find out more about her on the internet. She is remembered in the church calendar on February 24<sup>th</sup>.



Colour in this picture to remind you of how Jesus promises to be there to show us the way, like a light shining in the darkness.

Jesus said these words to his followers:

**“Let your light so shine before men that they may see your good works and glorify your Father in heaven.”**


Matthew 5:16

Can you find the underlined words on the candle in the picture?





# 40 Days And 40 Nights




Registered charity no 251394

March 2020

Next month we will reach Easter in the church calendar. But before that we have a time called LENT which lasts for 40 days, this year it began on February 26th. In this time many people decide to give up some luxuries, such as chocolate, going out for a meal, or will give to a charity. This is because it is when we remember the time when Jesus went off alone into the wilderness to prepare for the work God had sent him to do. As he only had what he could find to eat he was very hungry. He began to be tempted to use the powers that he knew God had given him, to make his life easier. One day as he sat alone

and feeling hungry, he felt tempted to turn the stones around him into loaves of bread. But he didn't.



Another day, as he stood on a hill looking down on distant villages, he felt that he could use his power to rule over all that he could see. But he didn't.



It was as if there was someone behind him, whispering in his ear, trying to turn him away from God's path.

Near the end of his time in the wilderness, Jesus visited the Temple in Jerusalem. He climbed up to the highest place on the walls. Looking down he could see lots of people below going into the Temple. He knew that if he threw himself down from there God's angels would protect him and all the people would see this and worship him as a hero. But that was not God's plan for him.



After the 40 days Jesus came out of the wilderness and began his mission of telling the people of God's message. He became a preacher and teacher, travelling around to speak about the love of God for all his people to anyone who would listen.

Although Lent has already begun, it's not too late to think of how you could share in this time. You could agree to give up sweets, ice creams or other treats until Easter. Or you could try to raise a little money for a charity to help others. Your school or church could perhaps help you to find one. Then collect some money for it.


**Find a small jar or tub.** Make a slit in the lid, or make a paper lid with a slit in it, to put money into the jar. Then you can decide the reason for putting money in it. Perhaps a coin for a good deed, doing your homework quickly, or for doing something for the environment such as switching off unnecessary lights or not wasting water.



# The Story of the Pretzel – a reminder of Prayer




Did you know that the pretzel really has its origins as an official food of Lent. It is believed that they are the world's oldest snack food but how did they start? Long ago, in some churches, you had to decide to give up luxury foods for the 40 days of Lent (a personal sacrifice) These included meat, milk and eggs. Around 610AD some Italian Monks had to figure out a special bread that did not use eggs or milk, so they made it of flour, water and salt – which is what pretzels are made of today. But why are some twisted into a strange shape like a knot?



When early Christians prayed, they would cross their arms and touch each shoulder with the opposite hand. One of the monks saw some children at their prayers, but they were a little reluctant. Wanting to give them an incentive to attend prayers he decided to give them a treat. He took some of the dough and folded it to look like the children's arms folded in prayer. Then he gave the treats out at the end of prayer time. These breads were called "little arms" (*bracellae*) in Latin (the language of the time) which later in German became twisted into "pretzel." Pretzels became a symbol of good luck and long life. They were also a common food given to the poor and hungry. They were cheap and easy to make and satisfied hunger.



## ON THE ROAD TO EASTER WORD SEARCH





- |            |               |              |
|------------|---------------|--------------|
| Ash        | Holy Week     | Palm Branch  |
| Wednesday  | Holy Thursday | Forty Days   |
| Sacrifice  | Good Friday   | Jesus        |
| Almsgiving | Holy Saturday | Passover     |
| Prayer     | Easter        | Foot Washing |
| Fasting    | Palm Sunday   | Resurrection |





Registered charity no 251394

# The Easter Story



**April 2020**

We are in strange times at the moment, wondering how we are going to cope with this new problem of covid-19. All the activities we would usually be able to do to celebrate the most important date in the Christian calendar, **Easter Day**, have been stopped. But we can still celebrate at home with our family. Here is a shortened version of the Easter Story with activities. To get ready to hear the first part of what happened at the start of that momentous week:

**Make your own "Hosannah!" branch waver**


Draw round your hand several times on green paper and cut them out. Then stick them, overlapping, onto a craft stick or a roll of paper.



Have your palm waver ready as you read or listen.

On the Sunday, the day we remember as Palm Sunday, Jesus rode into the city of Jerusalem on a donkey. The crowd was excited. Many had heard of Jesus' teaching and miracles. They longed for a leader who would help them drive the hated Romans from their land. They cheered and praised God shouting "Hosannah! Blessed is the king who comes in the name of the Lord!" They waved palm branches like flags.

During the week Jesus talked to and healed many people. On the Thursday he arranged to have a very special meal with his friends. At the end they shared bread and wine and Jesus asked them all to remember him whenever they met together. He knew this would be the last meal he would share with them all.



Count the number of people around the table. Which one is Jesus? You could colour the picture.

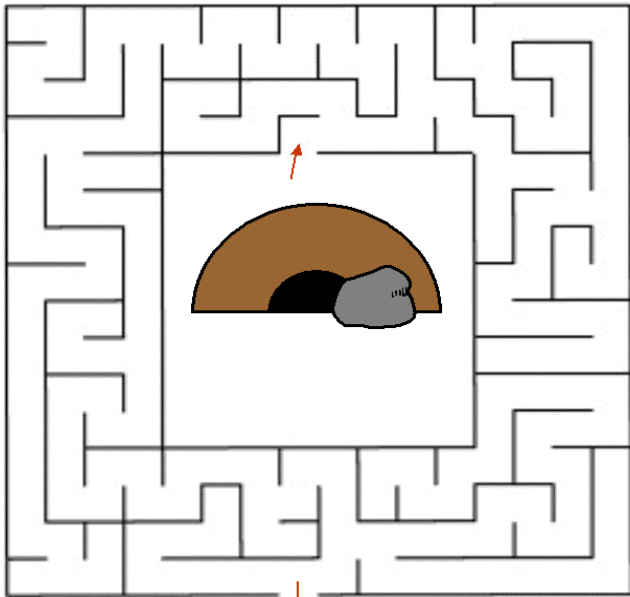
But there were some jealous men who don't like it that many people listened to Jesus and not them. That night, in the Garden of Gethsemane, Jesus was arrested and taken away to trial. The trial lasted through the night until on Friday morning Jesus was condemned to death. He was beaten by the soldiers, a crown of thorns put on his head to make fun of him.

Then he was taken to the place where he was crucified on a wooden cross. He died at midday on Friday and his body taken to a cave tomb for burial. A huge stone was rolled over the entrance to block it.





Throughout Saturday, all Jesus' friends hid away in the city, afraid of what might happen to them because they were his followers. But then, early on Sunday morning, Mary Magdalene went to check on the tomb and found it empty! She was very sad at first, thinking someone had removed the body of Jesus, but then a familiar voice said her name. Mary was overjoyed to see Jesus standing there. He had risen from the dead and was alive again. This is the message of **EASTER**.



### Easter Maze

Help Jesus to find his way out of the tomb so that he can tell his disciples that He is Alive!

Here is a simple Easter Morning craft to make using two paper plates and coloured paper. To celebrate the message of Easter – Christ overcame death on the cross.



Many of us will receive lovely chocolate eggs for Easter, representing the new life of Jesus who broke out of the tomb just as a bird breaks out of an egg.

Some might also have a chocolate rabbit. Rabbits were another ancient symbol of new life. Our picture shows how we could think of the **Easter Rabbit** in a new way. Read the captions and then you could colour him in and perhaps cut the panel out and hang it in your home. Could you use your eyes & ears etc like this Easter Rabbit?

We hope you all are able to enjoy a 'stay-at-home' Easter this year.

Has big ears that are quick to listen (James 1:19)

Is white as snow because Jesus takes all sin away (Isaiah 1:18)


Has big eyes to look carefully and choose what is good (1 Thessalonians 5:21)


Has no voice for complaining or arguing (Phil 2:13)

Is gentle, kind-hearted and forgiving (Ephesians 4:32)

Reveals hidden things to little children (Matthew 11:25)

Has quick feet to go tell others Jesus' teachings (Matthew 28: 18-20)





Registered Charity No 251394



## MAY 2020

I wonder how you are all coping with having to stay at home at the moment. I hope you are able to get a short walk outside, and perhaps have a garden or park to be in when the sun is shining. Look at the words in the title at the top of the page. It's an old saying that a time of discomfort, such as rainy weather (or our present time of lockdown), will be brightened up by the flowers that were watered by the rain. It's saying that better times will come.


Flowers are the jewels that God has given us, and also the herbs and other plants with their scents and usefulness in cooking. If you don't have a garden, perhaps you could see what scents some herbs in the kitchen cupboard have. Do you know of how they might be used in a recipe? There might be a chance to do a little cooking together.

Once, when Jesus was trying to show how much God cares for us, he spoke about how God cares for the birds of the air and said "look at the lilies in the field, they sow not neither do they reap and yet even king Solomon in all his glory was never dressed like one of these." (Matt 6:28) God makes them glorious. He cares for us his people.

Here are some FLOWER CRAFTS that you could make to remind you of God's gifts.



A simple one to begin. Use a paper plate or draw round a plate onto white paper or card. Fold in half and cut out triangular shapes around the rim then open out. Tear or cut coloured tissue paper into small pieces that are then scrunched up into balls to be stuck all over the flower base, either randomly or in a pattern (see the second picture). When covered all over a hole could be made in the tip of one petal so that a cord or ribbon could be threaded through so that the flower can be hung up to decorate a room.



Or you could cut out some wavy edged circles and use finger paints or thick felt tips to make a pattern. Then cut a smaller circle for the centre and some green paper or card for the stems.



For something a little more challenging try these flowers made from strips of paper.



First make a base from card or stiff paper (draw round a cup perhaps). Using a sheet of A4 paper cut out strips across the narrow side, about 2cm wide. Put glue onto the base card and lay one end of each strip to radiate outwards from the centre. Then fold each strip into the centre and glue them down. Cut a smaller circle in a contrasting colour and stick that into the centre of the strips – see illustration. Then you could make stalks out of straws if you want them to stand up, or pipe cleaners or paper to be stuck onto a backing. Make multicoloured flowers using different coloured strips for each flower head.



# The Church Celebrates its' Birthday!

Did you know that the Church has a birthday? This year it will be held on Sunday May 31<sup>st</sup>. It is called Pentecost Sunday and celebrates the coming of the Holy Spirit 40 days after Easter. Originally, it was a very important Jewish holiday, held 50 days after Passover, and many Jewish people made their way to Jerusalem from far and wide to praise God for the harvest and to thank Him for the Law of Moses (the 10 Commandments).

When the day of Pentecost came all Jesus' friends were gathered together, waiting for the promised help that Jesus said he would send to them. They were still very uncertain of how they were going to be able to carry out his mission of taking the word of God's love to all people. As followers of Jesus who had been condemned to death, it was still dangerous for them.

Then: "Suddenly there was a noise from the sky which sounded like a strong wind blowing, and it filled the whole house where they were. Then they saw what looked like tongues of fire which spread out and touched each one of them." (Acts2:2-4) This was the Holy Spirit, sent by Jesus, to fill his followers with the power to continue his work. It was the very beginning of what became the Christian Church.

**Pentecost Crafts** To simulate the wind make a 'streamer blower'.



Take a cardboard tube and paint it in red, yellow and orange stripes to represent flames. Then cut up some tissue paper of the same colours into strips about 25 cm long and 2cm wide. Mix the colours up and stick them around the inside of one end of the tube. You could punch some holes in the other end for the elastic to fit round your head to hold the blower over your mouth or you could just hold it and blow.



**Flying Flames.** Copy the picture of the flame and cut it out. You will need a straw, plastic if possible but paper will do. Make a strip of paper to roll round the end of the straw and seal with Sellotape in the middle, and at the top. This is the launch cap, similar to a pen lid. It should not be too tight.

Sellotape the launch cap to the back of the flame (open end to the bottom of the flame). Put the straw into the launch cap and blow. The flame should fly into the air.



BiblePuzzles.org.uk



Jesus had promised his followers a special helper - the Holy Spirit! The Holy Spirit came at Pentecost. Acts 2:1-4

- |                  |                     |
|------------------|---------------------|
| AMAZED           | LANGUAGES           |
| APOSTLES         | MULTITUDE           |
| DAY OF PENTECOST | SITTING             |
| HEAVEN           | SPEAKING IN TONGUES |
| HOLY SPIRIT      | TONGUES OF FIRE     |
| HOUSE            | WIND                |






Registered charity no 251394



What a strange time we are all in still. Perhaps though we are slowly approaching an end to the lockdown, but it will be like a new beginning, a new way of doing things. For some of you it must seem almost as if you are in prison – though with privileges such as TV, ice cream, and sweets perhaps (how is the school work going?) and hopefully access to a walk or play outside.

There are a number of characters in the Bible who had to experience real prison. **JOSEPH** was imprisoned first by his brothers because they were jealous that their father gave him that special 'coat of many colours'. Then by the Egyptians, until he found favour with Pharaoh when they discovered he could interpret dreams.


Joseph said the 7 fat cows in the dream meant there would be 7 good years and the 7 thin cows that 7 years of famine would follow. So Pharaoh was able to get ready for the famine by storing up grain for the people.



**DANIEL** always worshipped God and not the king's idols. This was against the law so the king threw him into a den filled with lions that should have eaten Daniel. Because God was with him, the lions did not eat him up. When the king looked down into the den next day, and saw that Daniel was still alive, he ordered that Daniel should be taken out of the den, and from then on, the king changed and worshiped God as well.

**Jesus** himself was taken prisoner by soldiers and put on trial before being crucified, the events we remember at Easter.

Many of Jesus' followers were later also imprisoned. **Acts 12** says that **Peter** was put into prison by **King Herod**, but the night before his trial an angel appeared to him, and told him to leave. Peter's chains fell off, and he followed the angel out of prison. The prison doors opened of their own accord, and the angel led Peter into the city.



Two others were **Paul and Silas**. They were in Philippi (a former city in present-day Greece), where they were arrested, flogged, and imprisoned, falsely accused of causing a public nuisance. Some business leaders said they were "causing trouble for our city because they are Jews, and are telling others about things which we Romans are not able to accept or follow." At midnight Paul and Silas began to sing hymns of praise to God. There was a rumbling noise and an earthquake caused the prison to shake and the stocks and chains holding them fell off. They were free.

They all had some really difficult days, but God was always with them, as he is with us.

Hopefully you have been able to find things to do to help pass this time of lockdown. Perhaps some of you have gone back to school, even though it will be very different at the moment. Here are a few activities to remind you of those Bible characters who had to suffer not being allowed to go where they pleased.

**Josephs' Coat Biscuits**



You may be able to buy some ready-made person shaped biscuits, or perhaps someone could find you a recipe and help you to make some. When they are baked decorated them with coloured sweets for his coat, eyes and mouth, and cake icing for his hair. Decorate enough to share with the family and make them smile.

**Paper Plate Face Mask** Find a paper plate big enough to hide your face. Colour the centre yellow or cover with yellow paper.

Cut strips of yellow, orange and red paper, about 20cm long, and bend, don't fold, in half and stick round the outer edge of the plate to form the lions' mane. Draw on the nose and mouth and work out where the eyes will be if you are going to cut them out and wear the mask. Make two holes opposite each other on the edge of the plate, level with the eyes, for the elastic to go through which will hold the mask to your face. If you don't want to cover your face, use a bigger plate, cut the centre out and add the paper mane (see picture right).



Remembering the story of Paul and Silas in prison, find the words from the Word Bank in the grid below.

X	R	C	P	B	U	C	U	G	D	T	G	F	L	H
M	E	E	E	W	Q	W	X	K	B	U	Z	V	E	H
Z	L	M	M	L	B	W	K	V	F	A	J	X	V	Z
G	I	E	M	X	L	G	M	B	X	I	C	U	B	B
T	A	S	E	L	Q	B	F	F	W	A	H	T	D	R
A	J	T	Z	V	I	P	C	T	O	O	I	A	A	W
D	P	K	M	F	X	C	V	S	C	W	R	T	V	P
T	S	D	C	R	E	N	O	S	I	R	P	R	J	D
T	V	A	A	Z	S	R	C	O	S	Q	A	E	V	R
P	W	P	L	N	V	B	U	J	V	F	J	W	D	Q
V	E	M	I	I	T	C	N	T	E	E	E	Z	W	I
S	O	A	T	V	S	J	M	N	U	S	K	A	V	O
C	H	F	S	I	N	G	I	N	G	F	U	N	S	D
C	P	A	U	L	F	G	O	D	O	S	S	S	W	T
V	V	Z	M	V	L	E	C	B	D	K	P	V	V	S

**Word Bank**

FUTURE	JAILER	CHAINS
SINGING	SILAS	WORRY
PRISON	FEAST	GOD
PAUL	CELL	JESUS



Registered Charity No 251394

# JULY 2020



By the time you are reading this, I hope that more of you will be getting back to school and meeting up with your friends again.

It's been a strange time trying to keep our distance from those we love, and a very difficult time for those who have had the job of caring for us all in so many ways, healthcare workers, shop assistants keeping the stores open so we can buy our food, and all front line workers keeping us safe. We've clapped for the NHS – and others - to show our appreciation of all they are doing.

Doctors have been very important in history, one even wrote two books that are in our Bible. His name is Luke and he came from Greece. He became a friend of a man called Paul, who travelled many miles around the Mediterranean telling people about Jesus. He was often ill and Luke travelled with him to look after him.

Besides being a good doctor, Luke had a way with words. He began to write an account for his Greek friends of the extraordinary things he saw happen with Paul and his companions. There was a lot to write about, arrests, shipwrecks, miracles of healing, earthquakes, and many people becoming believers in Jesus. You can find all this in a book in the Bible called the Acts of the Apostles. Luke also gathered first-hand information about Jesus' life, death and resurrection from those who had known him. That is in the book called The Gospel of St Luke. The picture is a painting of St Luke writing down the words of Paul while on their travels.



Luke would have carried his medicines around in some sort of cloth bag. I'm sure that not only did his medicines help Paul, but he would have spoken kind words to encourage him as well.

**Make yourself a Kind Words Medicine Bag** like the one in the picture. Take a sheet of card and fold it in half. Draw the handles at the top of the open end then cut them out. Add a large red Cross, a symbol of hospitals and first aid kits. Copy the words "God's Words are First Aid for the Soul".

Then if you can find any old sticking plasters you could write some words of comfort on them that might help someone feeling sad or lonely, such as "God cares", "You are loved", "Feel God's Peace". I'm sure you can think of more. Keep them inside your medicine bag to share when needed.

You might soon be able to travel a bit further than of late. Perhaps to visit family or even to get away on a holiday. There is a story of someone who helped travellers and in doing so helped Jesus himself.



Saint Christopher was a man of great size and strength who devoted himself to Jesus by helping travellers cross a dangerous river. One day a child asked to ride on Christopher's shoulders across the river, but the infant seemed to grow heavier and heavier with every step. When they arrived on the opposite shore, the child identified himself as Christ, telling the holy man that he had just carried the weight of the world. Saint Christopher became one of the most popular patron saints for travellers in the Middle Ages.



A few months ago we made rainbow pictures for our windows to show support for all the frontline workers. Rainbows are also a sign of hope and a promise, a promise made by God after the flood (Noah's Ark).

**Make a special beaded rainbow** and make a promise to remember how so many people helped others and to promise to carry on helping whenever you can.

You will need 6 pipe cleaners and pony beads in the rainbow colours – red, orange, yellow, green, blue, and purple in place of the indigo and violet – plus a piece of card, blue if possible.


Take your first pipe cleaner and thread the red beads onto it. Stick it onto the card in an arch (lots of glue!). Then follow with the other colours. The arches will of course get smaller. Finish off with some cotton wool clouds.



Look out for Dragon Flies if you are out and about near a river or stream. One may fly over your garden if there is a pond nearby.

Make your own **Dragon Fly** with a pipe cleaner (or a thin twig), some pony beads for the body and paper or long leaves for the wings.


To begin curl up one end of the pipe cleaner, or wrap string round the end of the twig. Thread on about 6 pony beads, then a slightly larger bead if you have one, then another pony bead. Next cut out the paper wings and bind them onto the body before adding another larger bead for the head. To finish curl the end of the pipe cleaner to hold beads in place, or wrap string round the twig.




**Word Search**

S	T	I	U	S	M	I	W	S	O	E	B	I	R
U	A	M	O	C	E	A	N	X	Y	E	O	H	V
R	D	N	C	Y	D	O	N	U	S	F	A	G	O
C	R	E	D	F	Z	J	B	U	H	I	T	L	L
F	A	M	A	S	G	A	O	A	L	C	L	Y	L
A	U	R	E	R	H	R	Y	O	U	A	S	E	
L	G	K	R	C	T	A	O	B	G	P	U	E	Y
L	E	O	G	H	A	S	S	A	N	R	W	E	B
E	F	C	G	C	L	H	E	H	F	N	A	E	A
R	I	I	R	E	S	S	Y	E	E	D	V	A	L
B	L	U	G	I	S	I	R	A	M	L	E	T	E
M	Z	L	F	L	E	W	O	T	P	A	S	O	N
U	L	O	T	I	O	N	O	S	L	L	E	H	S
E	K	Y	A	C	O	A	S	T	R	I	E	R	I

SHELLS SAND WAVES LIGHTHOUSE  
 LOTION TOWEL SUN SURF SWIMSUIT  
 SEAGULL UMBRELLA CRAB  
 OCEAN COAST LIFEGUARD  
 BEACH BOAT





Registered charity no 251394

August 2020



# LORY TO GOD



I wonder if you have been doing lots of reading during those weeks when you were not able to go to school. Lots of books have some wonderful pictures in them to illustrate the story and bring it to life. But I wonder if you have a book with such beautiful pictures as this:



And do you have one with a cover as wonderful as this one on the right? See the gold and jewels on it.

These are from very special, and very old, Bibles



In the days before printing was invented, all books had to be written out by hand, so as you might guess, there were not very many of them. Also, very few people could read or write anyway. These early Bibles were written by monks who lived in monasteries. The cover is from one called the Lindisfarne Gospels (the first four books of the New Testament, Matthew, Mark, Luke & John), written by monks on the island of Lindisfarne in about 720. They are called "illuminated manuscripts" because of the jewel like coloured inks they used, and for the gold leaf that was added to many of the pictures. They were written in Latin, the language of the church in those days. They were made so beautiful because it was thought that the "Word of God" (the Bible) was so very special it should be shown to be so.

These beautiful books were a way of showing praise to God, and in the story of the Exodus in the Bible, Moses sister Miriam, praised God for saving them at the Red Sea by singing, dancing and playing the tambourine. (*Exodus 15:19-21*)



Make yourself a PAPER PLATE TAMBOURINE to praise God. Lay a paper plate face down and decorate it with lots of lovely colours. You could add a picture in the centre. This one is of Miriam and her sister dancing but you could draw whatever you like. Then punch about 8 holes round the edge and thread 3 or 4 strands of wool through each one. If you have some bells you could thread one on to one strand in each group, and tie it in when you knot each group of strands together, close to the edge of the plate. To create more noise, turn your plate over and place a hand full of rice or dried beans in the hollow of the plate, place another paper plate over it, front to front. Staple the plates together round the edge. Now it shake like a tambourine!





Those beautiful Gospel Bibles were all about the life of Jesus. The words in the box below can be found in those stories. Can you find them in the wordsearch?

T B F B R R T L D W N F L N Z P  
 R N O C D K N O S S O R C X K R  
 K S R Y K O G C P N I L D R T P  
 P U G T R S G G L X L K K G T Z  
 J S I L T E A F C M E S S I A H  
 M E V L W X S L O L G N T M Q H  
 H J E T F M B U V N M L Q H N T  
 E N N Q D M C J R A O T R Y L E  
 A B E N A A K S E R T S W K L R  
 V D S L L V E L H R E I V H C A  
 E Y S V Q L C Q X M U C O R H Z  
 N C A R C R L B D T N S T N L A  
 L R A A M O R L V X K K A I L N  
 Y T R E V L O R D Y N L T L O Z  
 B I Y E P B T H E A L I N G E N  
 M N H D E I F I C U R C P J R M

- |             |              |
|-------------|--------------|
| Calvary     | Lion         |
| Cross       | Lord         |
| Crucified   | Love         |
| Forgiveness | Messiah      |
| God         | Miracles     |
| Healing     | Nazareth     |
| Heaven      | Peace        |
| Jerusalem   | Resurrection |
| Jesus       | Salvation    |
| Lamb        | Son of God   |

The letter below is in the Celtic style of the decorations in the illuminated Gospels. Colour it in with your best colours. Can you see the eagle on top of the letter. They often included weird and wonderful animals in the pattern. You could also draw out your own initial and design a pattern around it.





Registered charity no 251394



September 2020

## We plant the seeds, God gives the Harvest

September is traditionally Harvest Time, and many churches will be holding Harvest Festival services during September or October. It is a time for us to give thanks for all the wonderful food that we can have to eat, and not just food grown in this country. Many of our favourite foods now come from all over the world so we have the luxury of being able to enjoy food that we cannot grow in this country. Perhaps sometime you could look at the labels on the food you have at home and try to see where it comes from.

There are lots of references to food in the Bible. Once Jesus told a parable about the king who laid on a feast that the invited guests didn't want to come to, so instead he called for the poorest people to be brought to share it with him.

Another passage tells of the "Fruits of the Spirit" – how we are changed if we let the spirit of God into our hearts.



If you read the words on the sections of the pear in the picture you will see that the fruit – "gifts" – of the spirit are:

Love      Joy      Peace  
Patience      Kindness      Goodness  
Faithfulness      Gentleness      Self control

They are all laid out in a letter that St Paul wrote to the people of Galatia. (*Galatians 5:22-23*)

To make yourself a reminder you could either copy the picture on the left by drawing a pear shape and colouring in 9 bands of colour and then write one of the gifts on each. OR you could make the giant apple shaped one pictured below.

To make a Fruits of the Spirit apple cut 9 long strips along the length of A4 sized paper, about 3cm wide. Write one of the "fruits" on each one then. With the writing underneath, lay them in a circle (see pic), each one touching in the centre.




Put a dab of glue on the ends of each strip where they overlap in the centre. When you are sure that the glue is holding, bend each strip up to form the hollow circle, putting a dab of glue on each one and overlapping them at the top. You could cut out a green leaf with the words "Fruit of the Spirit" to stick on top.



If you were looking for a fruit to represent each of those gifts, I wonder what you would choose? There are some ideas over the page.


# The fruits of the the spirit are

**Love**




**Strawberry**  
Can be heart shaped

**Joy**



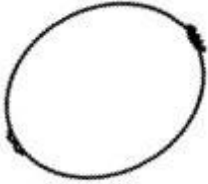
**Orange**  
Can be cut to make smiley – joyful mouths

**Peace**




**Pineapple**  
Must be cut into "peaces" to eat

**Patience**



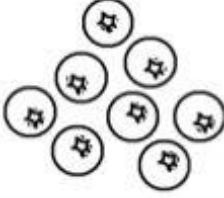
**Kiwi**  
You need patience to get all the bit out of your teeth

**Kindness**




**Grapes**  
Kindly given to sick people

**Goodness**




**Blueberries**  
"super food" with so much goodness in

**Faithfulness**



**Bananas**  
In bunches that stick together (faithful to each other)

**Gentleness**



**Peach**  
You have to handle these gently so you don't damage them

**Self Control**



**Apple**  
Eve didn't show self control when she ate the apple

Have you ever noticed that strawberries are sometime heart shaped, or have you played with the skin of half an orange after squeezing all the juice out, to make a big mouth with it? Here is a chart with lots of different fruits that could represent those gifts of the spirit and why. You might like to colour it in.

St Paul tells us that the greatest of all these gifts is LOVE. Love for God and love for each other.

Here is a wordsearch for the "Fruits of the Spirit". Can you find all nine?

P E A C E L B O G X L R M G I K H P X S  
 U L O W T F L T O I K H U K J E R T U M  
 I M P D P G N Y G K Y V M H O U F R T C  
 K T A K C J O V Q V A T C P Y T A Z M N  
 P I T D S K T O W X P B D J W D I T U F  
 B I I R X Y K Z D A F L H I E Q T S K S  
 U T E U M P I G E N J Y Z S B Z H D Q I  
 Q P N Y O M X S X J E X U E X T F E H H  
 W I C M U L G V D H S S M W L G U Z V Q  
 N Q E V V P I Y U C G N S Q D A L C M D  
 C T L A J N Y O N G N P Q V Y C N A A X  
 N S S G E N T L E N E S S C Y K E V G X  
 T B B N Z Z V T S G K L C D C W S M B I  
 H M N N T O F F Z A H C Y Z V U S G L P  
 D S E L F C O N T R O L Z J K N H Y E L  
 Y R W H V G R D D Q T P W M W D C P T O  
 N Q A M P H Q U O H V M P Y D E E Z T V  
 I H W Z J M X L T D C A M C B V D W D E  
 I Z K I N D N E S S T T A R C H R M P O  
 J R I Q T K O P J X K T Q K K L B U Q N

Faithfulness Peace  
 Love Goodness  
 Joy Self Control  
 Kindness Patience  
 Love







Registered Charity No 251394

October 2020

## Footsteps in the Sand




I don't suppose many of us have had a chance to go and make footprints in the sand at the seaside this year. But perhaps in other years you have chased across the sand and then looked back to see the tracks you made. Were you wearing shoes or were they the prints of your bare feet?

But I wonder what sort of tracks Jesus would have left in the mud or sand when he walked along the shore of Lake Galilee, inviting the fishermen to follow him. And they did. Left everything to follow in Jesus' footsteps.



I guess his sandals would have been simple like these – just enough to give a bit of protection, but they were no protection from heavy rain, or the bitter cold of winter. Like many people in the world today, he would not have been able to buy better shoes, and there are children who still have no shoes at all.

Have you ever thought about how important feet have been in the spreading of the Gospel? Jesus walked everywhere teaching the people, Paul covered most of his missionary journeys on foot, our two saints this month would have walked through Italy to France. And most people would have had open sandals so feet would have got very dusty, which is why it was usual to have a servant to wash the feet of guests. There was that time though when Jesus called his friends together for an important meal and there was no servant, so Jesus himself took the role of the servant and washed the feet of his friends, showing that no one is too important to carry out humble tasks for others.



Do you have some wellington boots to wear in the rain? And do you like to splash in the puddles? I wonder what a wellington boot print would be like?

Every type of shoe will leave a different imprint.

**Craft Activity** Make a frieze of all the shapes of your different shoes by drawing round them on sheets of paper then colour them in, perhaps add flowers. Make sure first that they are clean on the bottom! Then see if your family can identify which shoe made which print.



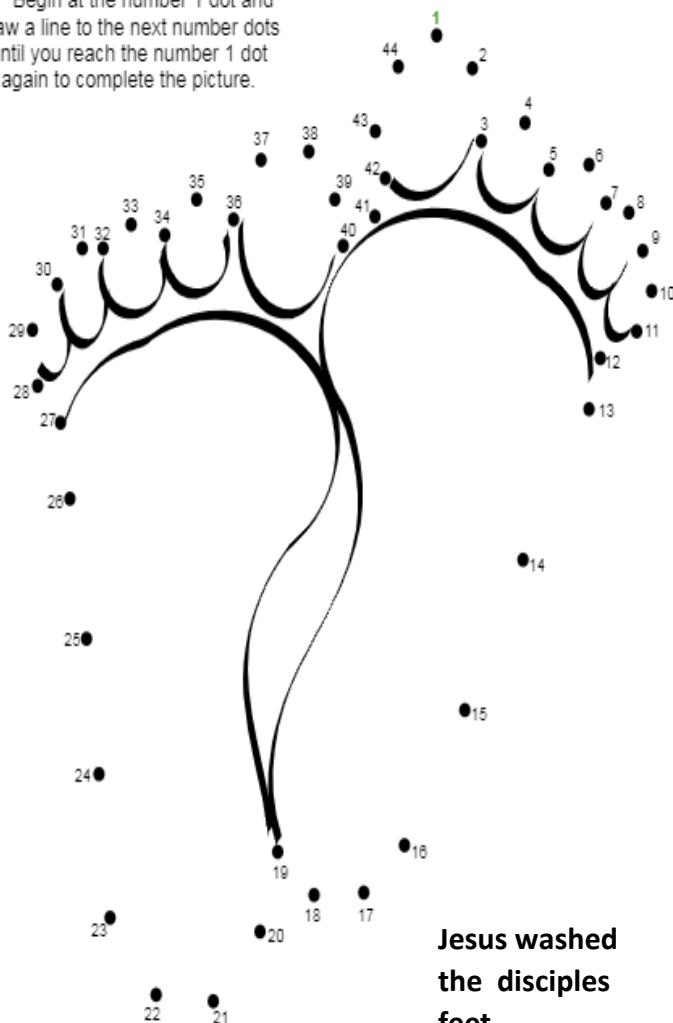
Do you ever think much about how shoes are made? There is a patron saint of Shoemakers, in fact a pair of them, St Crispin and St Crispianus. They were Italian twin brothers who were shoemakers who believed in Jesus at a time when it was dangerous to do so. When it became too dangerous to stay in Rome, they made their way through Italy and into France, teaching the people they met about Jesus. They wanted to pay their way so whenever they stopped to preach to the people, they would buy leather from a local tannery, make some shoes and sell them to those who could afford them, but give them away free to the poor. Unfortunately, the Roman Governor of the area hated Christians and one day in 205 his soldiers caught up with them and killed them. They are remembered on 25<sup>th</sup> October.



There are so many different types of shoes today but who made the first ones? We know that 40,000 years ago people made protection for their feet, from fur wrapped around them in the arctic regions, to palm leaves bound beneath the foot in the hot parts of the world.

## Connect the Dots

Begin at the number 1 dot and draw a line to the next number dots until you reach the number 1 dot again to complete the picture.



Jesus washed the disciples feet

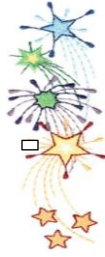
Match the words to the pictures. The first one is done for you.

	<input type="checkbox"/> flipflops	
	<input type="checkbox"/> high heels	
	<input type="checkbox"/> boots	
	<input type="checkbox"/> clogs	
	<input type="checkbox"/> roller skates	
	<input type="checkbox"/> sandals	
	<input type="checkbox"/> trainers	
	<input type="checkbox"/> slippers	
	<input type="checkbox"/> socks	
	<input type="checkbox"/> moccasins	
	<input type="checkbox"/> shoes	
	<input type="checkbox"/> ice skates	



Registered Charity No 251394

November 2020



REMEMBER  
REMEMBER



Have you been celebrating Halloween? If so, do you know what the word 'Halloween' means. It's a short way of saying "All Hallows Eve" and is the day before the church remembers all the Holy (Saints) followers of Jesus on November 1st. It's called "All Saints Day", and there are very many of them to be remembered. They are people who have shown their love of Jesus in their lives, and inspired many others to follow the Jesus way. Some are commemorated in rather odd seeming ways. Take St Catherine for instance. Her name has been given to a firework, the Catherine Wheel.



November 5th is Bonfire Night and I am sure that somehow you will be able to see a few fireworks. Probably not at a big celebration like usual because of the restrictions. If you have enjoyed firework displays the Catherine Wheels are dazzling, whirling parts of those displays, but how did it get its name?

Catherine lived in Alexandria in Egypt when it was part of the Roman Empire.

She was a young Christian from an influential family who, having confronted the pagan emperor, was invited to debate the cause of Christianity with leading teachers. When she won the debate, and many of the teachers began to believe as well. The emperor was very angry about that and ordered that she be tortured to death by being crushed by wheels covered in saw blades and nails.

However, the wheels fell apart and she was spared. As a result, more people became Christians. Catherine was finally beheaded on the emperor's orders, but she has never been forgotten.

The Catherine Wheels in bonfire night displays remind us of her story. We, like her should be prepared to speak about Jesus whenever we can, and remember that for some people that is still a dangerous thing to do.



**Make yourself a St Catherine Prayer Wheel.**

Copy this wheel shape onto a piece of paper.

Think of some people you have heard of who have given their life to working for Christian: Mother Teresa, Nelson Mandela, or those who do things for the community: Capt Tom, Martin Rashford, NHS workers. Then think of places that you have heard about where it is difficult to be a Christian, and write those on other spokes. Draw a cross on the wheel hub.

PRAY: Father God, it's so hard to go against those who don't believe in you. Give people courage to tell other about you. Amen.



On November 11<sup>th</sup> there is another act of remembrance that takes place in many countries. That is the day we remember all of those who have died in World War I and all wars that have followed. (Church Services will mostly be held on Nov 8<sup>th</sup>) As an act of remembrance you may be wearing a poppy, the emblem of those dead soldiers. Below is a word search that contains words relating to Remembrance Day



- |           |           |           |
|-----------|-----------|-----------|
| ARMISTICE | CEASEFIRE | CENOTAPH  |
| HEROES    | MEMORIAL  | NOVEMBER  |
| PARADE    | PEACE     | POPPY     |
| PRIDE     | REMEMBER  | SACRIFICE |
| SOLDIERS  | WAR       | WREATH    |

T	S	H	E	E	J	E	R	Q	V	X	P	L	K	R
W	W	A	P	L	D	Z	A	T	U	E	D	T	E	F
H	I	D	C	A	E	I	W	B	A	T	F	M	F	J
S	E	Y	J	R	T	S	R	C	G	S	E	P	U	U
V	B	R	D	Q	I	O	E	P	R	M	I	A	C	T
Q	V	G	O	R	E	F	N	E	B	A	J	R	G	Z
I	V	G	C	E	F	X	I	E	Z	R	D	A	S	D
U	R	F	C	N	S	D	R	C	C	M	V	D	A	L
Y	P	P	O	P	L	F	U	F	E	I	M	E	M	A
P	N	S	K	O	X	H	P	Q	W	S	R	T	H	I
Y	X	B	S	W	R	E	A	T	H	T	U	M	L	R
C	E	A	S	E	F	I	R	E	F	I	C	L	Z	O
Q	R	E	B	M	E	V	O	N	Z	C	M	D	R	M
N	C	V	Y	Y	J	R	Y	V	K	E	Q	Y	H	E
R	C	G	R	Z	Y	K	H	H	C	Z	M	E	G	M

Below is a picture to colour of the time when Jesus asked his friends to always remember Him.



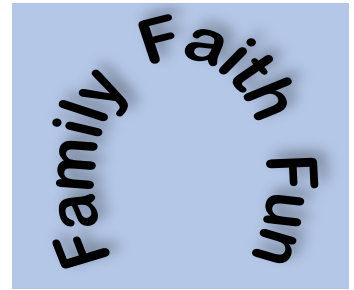
**Jesus said to his disciples,  
"Do this in remembrance of me."**



Charity No 251394

December 2020

# JOY TO THE WORLD



This is the message of Christmas, even after this strange and sometimes very difficult year. Christmas is a story of light, hope and love coming to the world in the form of a baby, Jesus. We are invited to enter into that story. How well do you remember it?

It all begins with an angel with a special message. Read about it below.



Mary



Gabriel



baby



was a young woman who loved God. The angel



said to , "You will have a



You will name the Jesus."



But just before Jesus was born Mary and her husband Joseph had to make a very long journey from their home in Nazareth to the town of Bethlehem. Sadly, when they reached Bethlehem they couldn't find anywhere to stay until one Innkeeper told them they could use the place where he kept the animals



And it was here in this stable that Jesus was born.

But that was not the end. They were joined by some shepherds who had been looking after their sheep on the hills outside town. Angels had come to them too to tell them the wonderful news.



They went and found Mary, Joseph and the baby and knelt and worshipped him.



Soon there would be more visitors.

From far in the East came some men who had seen a new star in the sky which told them a new king had been born. They set off to find him bringing special gifts of GOLD, FRANKINCENSE and MYRRH. We will learn more about them at Epiphany, in January. Below is a picture of the shepherds on the hills outside Bethlehem for you to colour.



You could make this decoration as you wait for Christmas. For the circle draw round a tea plate, then make the inner circle by drawing round a saucer. Copy the words around the edge. Draw the crib shape onto brown paper, or colour it in. Make a star out of shiny paper if you can, and perhaps you have some small stick on stars you could add, or draw them on yourself. Then hang it up where you can see it as you wait for Christmas.

You might also like to make some stars using 5 craft sticks for the arms, then sticking beads or anything shiny on them. Or you could use pipe cleaners and thread pony beads on them.

## All about Angels

Find these words in the puzzle.

Angels come from **HEAVEN** to bring a **MESSAGE** from **GOD**.

**CHERUBIM, SERAPHIM,** and **ARCHANGELS** are kinds of angels.

**GABRIEL** and **MICHAEL** are two angels who are mentioned in the Bible.

A	R	C	H	A	N	G	E	L	S
A	K	H	O	B	Z	I	P	A	E
U	H	E	A	V	E	N	T	X	R
J	M	R	E	G	O	D	Y	H	A
O	C	U	Q	G	I	R	F	S	P
G	A	B	R	I	E	L	L	W	H
V	M	I	C	H	A	E	L	N	I
D	E	M	E	S	S	A	G	E	M

