



Registered charity no 251394



# Star of Wonder




January 2021

I wonder if any of you are fans of Prof Brian Cox and Dara O'Briain and their star gazing programmes on the television. It was men with the same interest in the stars who are featured in the carol with the chorus that begins:

"Star of wonder, star of light....." It's the first line of the chorus of the carol, "We three kings of Orient are". Well, they may have been kings but more probably they were

astronomers (star watchers) working for a king. According to their books a new bright light was a herald of a new king being born. So convinced were they that they were witnessing a heavenly phenomenon, they were prepared to go in search of this king of another country.



So off they went, "through field and fountain, moor and mountain" according to the carol. They made sure they had gifts to give to this new king but they had no idea where the star would lead them. They seemed to be taken to Jerusalem and so they called at the palace of King Herod, surely where a new baby king would be. Bad move! Herod didn't know anything about a new king and certainly wasn't

going to allow any other king to take his place. His own wise men consulted their books and came up with the answer that it was predicted that a new King of the Jews would be born in Bethlehem, not far from Jerusalem. So Herod sent the travellers off to Bethlehem with orders to come back and tell him where the baby was so that he too could go and worship him. But what he really wanted was to get rid of him!



And so they arrived at the place where Mary, Joseph and Jesus were staying. It was probably some time after Jesus was born so by now he wasn't a tiny baby. Here these three travellers offered him their gifts – GOLD, FRANKINCENSE and MYRRH - not your usual gifts for a child but in recognition that they knew Jesus was to be someone very special. They were warned in a dream not to return to King Herod.

The date we remember this happening is January 6<sup>th</sup>.

Do you ever look at the stars and wonder about them? We know so much more now with people like Prof Brian Cox sharing their studies with us. Perhaps you would like to make some star decorations. See over the page for some ideas.

## Star Mobile


Draw a circle on an A4 piece of paper, blue if possible, using a dinner plate as a guide. Cut it out then draw a spiral shape on the circle. Cut along the lines until you reach the centre. Now cut about a foot long piece of ribbon or string and thread it through a hole you make at the centre of the spiral, being careful not to make the hole big enough for the knot to be pulled through. Lay the spiral down with the knot facing up. Now cut out some stars, in shiny paper if possible, and attach them to the spiral with more ribbon, or strips of paper. Turn your spiral over and hang from the loop with the stars hanging below.



To make a WINDOW STAR find a piece of clear plastic, perhaps from a cake box. Trace the star below with thick black lines. Cut the outline and then the inside, keeping a thick black line. Stick shape onto the plastic but try not to use too much glue. Then colour the centre with sharpie pens (they write on plastic) or use coloured tissue paper, flat or scrunched into little balls.



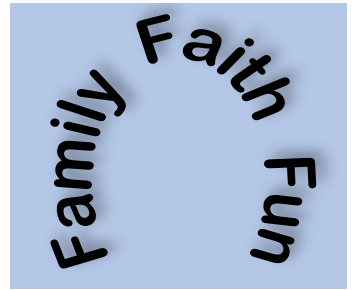
Inside the main star are some more star shapes you could copy or cut out for your mobile.





Charity No 251394

# God's Storyteller



## February 2021


Do you like to read, or listen to, stories? Most people do. In the past, when very few people could read or write, storytelling was a way of learning about your history, your faith and the legends of your land. Jesus was a great storyteller and he often used them to help the people to understand his message from God. One of his most famous was about a Good Shepherd.



In those days there were no fields to keep your sheep in, so every day the shepherd had to lead his flock to find good grass to eat. Every night he would bring them back to the sheepfold, a circle of stones with just one entrance where the shepherd would sleep to guard his



flock. He had to protect them from thieves, and wild animals such as wolves and mountain lions.



It could be a dangerous life but the Shepherd always cared for his flock.

One day Jesus was talking to a large crowd of people and among them were some men who were thought to be bad people. Others in the crowd began to grumble that Jesus allowed these men to mix with them. So Jesus decided that he needed a story to explain why everyone was welcome to come and listen to him.

The story Jesus told was of a Shepherd who had one hundred sheep. Through the day he kept a careful eye on them to see that they didn't stray. In the evening he would lead them back to the fold, but he didn't have a sheepdog as he might have had today, so it was difficult to watch them all on the way home. One evening, when he reached the sheepfold, he counted each sheep as it went through the narrow entrance. "Ninety-five, ninety-six, ninety-seven, ninety-eight, ninety-nine....." O where was sheep number one hundred! He had lost one. What should he do? Should he forget about it and stay to protect the ninety-nine sheep who were safely in the fold? Or should he go to look for the lost one?

He goes to look for the one that was lost until he finds it and brings it home on his shoulders. Then he calls all the other shepherds together to celebrate that he has found the one that was lost. "I am that Shepherd.," said Jesus. "I came to find those who are lost – who have turned away from God– to bring them back to a right way of living."




Find some "Lost Sheep" activities on the next page.






**“I AM”  
THE GOOD SHEPHERD**


Protect the sheep before the enemy reaches them.



**Make a Woolly Sheep.**

Copy or cut out the picture below and stick on pieces or balls of cotton wool.






Registered Charity No 251394



# TRAVELLING TOWARDS EASTER



## MARCH 2021

Easter Day falls on April 4<sup>th</sup> this year, but at the moment the church is preparing for it with this time called LENT – from an old English word ‘Lengten’, meaning Spring, when the days begin to get longer. It’s a time when Christians think about what happened to Jesus. It lasts for 40 days (plus the Sundays), matching the amount of time Jesus spent in the desert preparing himself for the work he had to do. *(Read about it in Matthew 4:1-11)*

He lived on what he could find to eat and many people reflect this by giving up luxuries such as chocolate or other luxuries. This can help us to think of those who have less than ourselves, and perhaps give the money you may have saved to a charity that will help others.

But, in the middle of this time of going without, we have a special day when we remember and give thanks for mothers and all those who love and care for children.



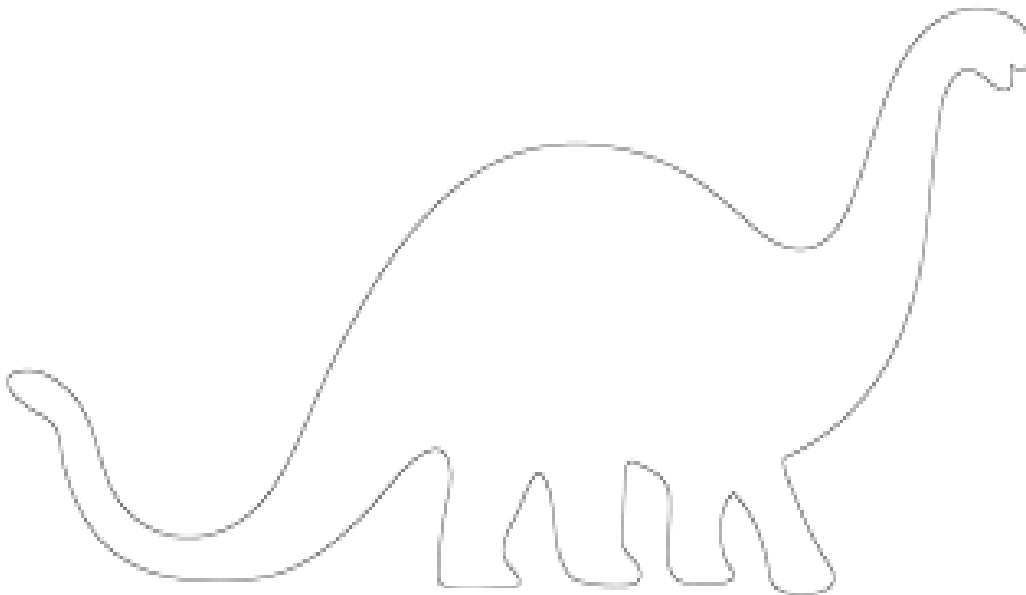
This year Mothering Sunday, as it is called, falls on 14<sup>th</sup> March.

You might like to use this idea to make her a special picture.



Create this picture by using a paper plate, any colour, or cut a circle of paper, and use the templates below. You can animate the baby dinosaur if you stick him on the end of a craft stick, then cut a slit in the circle and push the stick through. You can then move him about to appear to hug his mum.

Write HAPPY MOTHER’S (or Carer’s DAY at the bottom.



Cut out a red heart and write on it a message for your Mum, Grandma or whoever cares for you.


**I love you**

*or perhaps*

**Thank you for all you do for me**

## FOLLOW THE PATH THROUGH LENT

As we go through this season of Lent, there will be another important event in Jesus' life that are remembered. This will be on **PALM SUNDAY**, this year on **March 28<sup>th</sup>**. This is when we remember Jesus going up to Jerusalem, and riding into the city on a donkey. Lots of people greeted him on that day by waving palm branches, much the same as we would wave flags for the visit of the Queen. They also laid some on the road with their cloaks for the donkey to walk over. Below is a game the family could play.



**Colour** all the Sunday squares **Purple** except Easter Sunday which could be **Yellow**. Make Palm Sunday **Green** and Good Friday **dark brown**, then continue colouring the other squares as you like.

**To play:** you need a die, and counters for each participant. Start with your first throw and if you land on a **BROWN** or a **RED** square you must **go back two squares**.

**For added fun:** have a pack of **M&M's** or **Smarties** and players receive one in the colour they have landed on as they go round.

### A Palm Sunday Wordsearch

MOUNT  
OLIVES  
VILLAGE  
DONKEY  
COLT  
CLOAKS  
BRANCHES  
HOSANNA  
SON  
BLESSINGS  
TURMOIL  
PROPHET



E	S	Y	C	S	A	O	K	S	E
C	G	E	L	E	N	C	O	L	T
L	N	K	O	H	N	E	O	E	N
O	I	N	A	C	A	C	H	V	U
A	S	O	S	N	S	P	O	I	O
K	S	D	M	A	O	I	L	L	M
S	E	O	T	R	H	A	I	L	P
L	L	N	P	B	U	V	E	A	O
I	B	K	O	R	E	T	V	G	R
V	A	E	Y	S	A	N	S	E	P

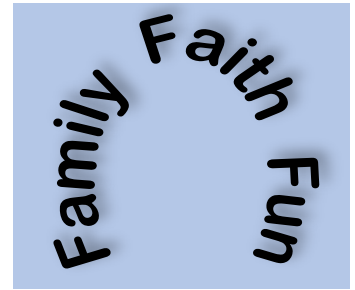



Charity No 251394

FROM **SADNESS**

TO


**JOY!**



## April 2021

In the first week of April we come to the end of LENT. If you played the 'Path through Lent' game last month you will have seen that the last part of the game tells of the events of the last few days. Holy Thursday, or Maundy Thursday, is when we remember Jesus and his friends having a meal to celebrate the Jewish festival of Passover. Then he led them to the Garden of Gethsemane to find a quiet place to pray in preparation for the difficult days that he knew were coming. It was in that garden that he was arrested and taken to the Temple authorities and put on trial, because they thought that he had no right to call himself the 'Son of God'. He was then taken to Pilate, the Roman Governor, who on the Friday morning let the people decide the fate of Jesus, and there were some in the crowd who called for him to be put to death! (Were they in the pay of the Temple Priests?)

So Pilate gave in. The soldiers had already flogged Jesus and made him a very cruel crown of thorns. Now Jesus was led out to the place of execution outside the city walls, where he was nailed to a cross along with two thieves. How terrible that must have been for his mother, Mary, and his followers, the disciples. It must have seemed like the end of his time. This year, that day, Good Friday, is marked on Fri April 2<sup>nd</sup>. The next day must have been full of sadness and despair. They didn't know of the joy to come.



Perhaps you could make an 'Easter Garden' to remember that day. First you will need to make a cross (or three). You can use 2 craft sticks bound together with red wool, or 2 sticks from the garden, or 2 bundles of thinner twigs tied together. Then there are two ways you can make the base.



- Using a plastic garden tray without drainage holes, shallow fill it with soil. Lay a small plastic pot (say a yogurt pot) for the tomb, on its side then pile more soil over it. If you can find some moss in the garden you could lay that over the mound. Scatter a few stones in front of the tomb with a larger one to block the opening. Add the crosses.



Another way is to use a paper plate or circle of card, a yogurt pot for the tomb, stick a cut out cross at the side and cover the base with scrunched up green tissue. Lay a brown pathway to the tomb, cut out some flowers from a magazine or draw your own, and cut out a round stone to cover the tomb entrance.




But then, on Sunday morning **AMAZEMENT!**

When the women went to the tomb where Jesus had been laid on the Friday, they found the stone that should have been over the entrance, rolled away, and the tomb empty! Most of the women ran back to the city, angry because they thought the authorities had taken away Jesus' body so that they would not know where he was buried. But Mary Magdalene stayed. As she cried beside the tomb, she heard a voice speak her name. She couldn't believe it. It sounded like Jesus. She turned and there he was. He told her to go and tell the others and he would come to them later.



Colour these pictures, of the women finding the empty tomb, and Jesus greeting Mary.



We celebrate Easter Day by giving each other eggs, usually chocolate ones these days. This is because eggs are a symbol of new life (i.e. baby birds are born from eggs) and we are celebrating the new life of Jesus in heaven with his father, but also with each one of us. A hollow egg also represents the empty tomb.

The next day two of Jesus' followers were walking to the nearby town of Emmaus. As they walked, they talked about the amazing thing they heard about Jesus being alive again. But they hadn't seen him. They were joined by Jesus but didn't recognise him. You can read about it in Luke 24V13-35. Find the words below in the grid.

- WALKED JESUS SUFFER CRUCIFIED
- THANKS BREAD BELIEVE VISITOR
- VILLAGE CLEOPAS FOOLISH PROPHET
- EYES EMMAUS OPENED VILLAGE








Charity No 251394



## WIND AND FIRE FROM HEAVEN




May 2021

The Christian church is about to celebrate a birthday. Not a birthday of the buildings we call churches, but the birth of the groups of followers of Jesus, the people themselves.

The momentous events of the time we call Easter were behind them for the followers of Jesus. Picture yourself in Jerusalem at that time. Forty days have passed. The atmosphere is tense. The Jewish authorities are known to still be keen to wipe out all memory of Jesus and the things he had done. The disciples had met with the risen Christ on a number of occasions. Some had been there to witness his last moments on earth before going back to his Father in Heaven (remembered in the church as Ascension Day). He had told them to return to Jerusalem and wait for a gift which would be set to them. So they returned to the upper room of the house in the city where they were staying. They were gathered together to celebrate the Jewish festival of Pentecost.

Suddenly, there was a sound from heaven like the roaring of a mighty windstorm, and it filled the house where they were sitting. Then, what looked like flames or tongues of fire appeared and settled on each of them. And everyone present was filled with the Holy Spirit and were no longer afraid. This was Jesus' promised gift. They all felt a need to speak out about Jesus and his wonderful promise of salvation for all.



Outside the streets were filled with visitors to the city from many of the surrounding countries, there to celebrate Pentecost. Seizing the moment Peter stood and spoke to the crowds about Jesus. Each person could hear what he was saying in their own language! (Read all about it in Acts 2:1-4)

Below is a very interesting picture of the artist Rebecca Brogan's depiction of the meaning of Pentecost.


Look at it carefully, can you see the hands of Christ at the top, showing the marks of the nails? He seems to be releasing a dove (a symbol of the Holy Spirit) while at the same time rivers of fire are pouring down on the people below. People who are dressed in the costumes of many nations.



The love of Jesus is freely given to all who wish to know and follow him, wherever they come from.



# Pentecost Puzzle



Beginning at the top from the letter C, can you follow a path through the flame, finding the letters in your path and fill in the blanks below. Be careful not to take a wrong turn!

\_\_\_\_\_

\_\_\_\_\_

\_\_\_\_\_



**Make yourself a Flame Crown and perhaps wear it to church on Pentecost Sunday, May 23<sup>rd</sup>.**

Cut out the flames in a long strip to fit round your head. Then use different shades of red, orange and yellow tissue paper to cover it. Or you could paint the tongues of flame. Then join the ends together to make a headband.



## Make a Pentecost Picture

Draw a picture of the dove in white. Cut it out and stick it to the centre of a sheet of black or dark blue paper. You could add cotton wool feathers. Then cut out flames in red, yellow and orange paper and add them, around the dove.





Registered charity no 251394




## Listen with Jesus

Ask your Mum, or probably your Grandma, if they ever listened to the radio in the afternoons, to hear “Listen with Mother”. It was a short programme with a story and a song for young children. I bet Jesus would have been good on that programme. He could tell wonderful stories.

Have you heard the one about the ‘Lost Coin’? Jesus knew how it feels if you lose something that is important to you. His story was about a woman who lost a precious silver coin, part of her married woman’s headdress. She was very sad and couldn’t stop thinking about it. So she stopped everything she was doing and cleaned the house from top to bottom, until she at last found the coin in a dark corner. She was so filled with joy at finding her coin, she called her friends and neighbours together to celebrate with her.



Then there was the story about the shepherd who lost one of his sheep. He had 99 others so some would say forget the lost one. But the shepherd cared for all of his flock so he went back out to search for it. When he found it he lifted it onto his shoulders and carried back to safety with the rest of the flock.



Again, the shepherd was so joyful at finding his lost sheep that he called the other shepherds to come and celebrated with him. Why did Jesus tell stories to the crowds of people who came to listen to him? There would be many in the crowd who felt that God might not care about them because they had not lived good lives. Jesus told them that God celebrated every time someone was genuinely sorry for any wrong thing they had done. The angels would be celebrating too.

### Make yourself a SILVER COIN HEADRESS.

Find a length of paper or cloth that you could cut into a narrow strip to go round your head. Draw round a coin on some silver coloured paper or foil to make the coins. You can also use silver bottle tops. Suspend them from the head band with short lengths of thread so that they hang over your forehead.

Did you know that there is a particular Saint who is thought to help with finding anything that is lost? He is St Anthony of Padua and is widely known as the “Patron Saint of Lost Things”. There was a story that once a novice monk stole a book of Psalms that Anthony used when teaching the young monks. When Anthony prayed to God for it to be recovered, the novice returned it to him. His special day is June 13<sup>th</sup>.

“St. Anthony, please look around; something is lost and must be found”

Here is a puzzle and a picture to colour about lost or hidden things.

Help the Shepherd find his Lost Sheep



I	T	N	I	A	S	I	N	N	E	R	S	M	O	D
T	I	O	N	S	E	D	E	U	G	I	A	M	N	E
N	I	N	E	T	Y	N	I	N	E	S	E	C	E	E
T	U	E	D	O	L	O	R	E	D	E	L	I	Q	U
Z	R	I	T	E	U	F	E	U	G	L	O	S	T	V
L	A	O	R	H	U	R	S	R	Y	D	I	T	E	R
S	U	M	I	S	E	N	D	H	E	T	A	T	V	R
L	I	S	I	H	U	N	D	R	E	D	A	C	I	E
U	N	T	A	E	I	Q	U	A	T	E	E	R	I	P
L	O	R	E	P	S	E	C	T	E	M	P	P	T	E
N	U	L	L	H	M	C	O	N	S	E	Q	U	I	N
N	O	N	S	E	Q	U	I	S	C	I	L	L	A	T
D	R	E	V	R	E	J	O	I	C	E	R	I	U	R
L	A	O	R	D	M	O	L	O	R	S	I	T	E	R
S	U	M	I	N	E	N	D	H	E	A	V	E	N	E

HEAVEN HUNDRED	LOST NINETY NINE	ONE REJOICE	REPENT SHEEP	SHEPHERD SINNER
-------------------	---------------------	----------------	-----------------	--------------------

Find these objects in the picture below of Gods Creation then colour it in.

Apple balloon bird fish football glass kite moon needle and thread star tennis ball





Registered Charity No 251394

# JULY 2021





## A Fishy Story

Do any of you like to go fishing? One man had the tables turned on him when he was caught by a fish (well a sea mammal really). His name was Jonah and he didn't want to obey God. He tried to run away by getting on a ship and sailing out to sea. But then a terrible storm blew up and the sailors were afraid their ship would sink and they would all drown. Seeing their fear, Jonah told them that it was a punishment from God because he had disobeyed him. Jonah told them to throw him into the sea, which they did, and the storm died down. Just then a huge whale swam by and swallowed Jonah. For the next three days Jonah was inside the whale until it coughed him up onto a beach. Jonah knelt and thanked God for saving him and promised to now carry out his orders. You can read all about Jonah in the book in the Bible which has his name.

Make a Whale swallowing Jonah toy.

You will need: a clothes peg like the one pictured, and some card, either white or blue.

Trace the picture of the whale & Jonah onto the card and cut them out, or cut out the illustration and stick it on some card. Cut along the line of the top of the mouth, and then cut around the bottom half and Jonah. Then stick each half on the side of the peg in a way that opens and closes its mouth as you squeeze the end of the peg




Another way to make a whale would be to use a paper plate or a circle of card – as shown in the illustration. Or you could draw some like the ones below and decorate them with stick on jewels to decorate your room.



## Another watery adventure.

This one involves a big boat, a family and lots of animals. It's a story from the Bible and a favourite of many. This time it's about a man who listened to God and followed his instructions. God was not happy with the way people were behaving and he was going to punish them. Noah and his family were good and God wanted Noah to be saved. He gave him instructions on how to build the biggest boat ever seen, and then to gather together two of every kind of animal and bird and get them into this boat, called The Ark, with his family. When Noah had done all that God had instructed, God caused it to begin to rain.

It rained for forty days until the whole land was flooded and all the people and animals not inside the ark were drowned. When at last it stopped raining, Noah sent a dove out from the Ark to see if there was any dry land yet. When it didn't come back he knew the water was going down, and at last the Ark settled on dry land and Noah, his family and all the animals were able to come out and live on the land again.



Make a Rocking Noah's Ark using a paper plate or a circle of card. Fold the circle in half, draw some waves on the bottom and some lines to look like wooden planks. Draw and cut out some animals using the picture as a guide.



You will find the story of Noah and the Flood in the first book of the Bible called Genesis and it begins in chapter 5 (best read in a children's Bible).

U Y F P G E F D K B T H F Y Y  
 R W Q B E V Y M E A J O V L H  
 Z A J Y N R Q C O S C C N I A  
 N D I P E E I B G U T B N M O  
 E O F N S S H S F A T R J A N  
 D V I A I E M A H N I A O F Z  
 B E L T S R D D A L P P F Y M  
 I V K E C P N N G H D O O L F  
 B H C C A U E E E L U F N I S  
 L W I R I V R T V A E R W B T  
 E Q K Y O W H T Y A E J U K C  
 M C H C S H E M S B R I F W W  
 M L D O C Y Y K M N L E D N P  
 A N I M A L S I A D I P H A S  
 T J M U M K T A R A R A T V K

Can you help all the animals find their own pathways into the Ark?



ANIMALS ARK BOAT DOVE FLOOD  
 HAM JAPHETH SHEM (Noah's sons)  
 PERISH TIMBER BUILD FAMILY  
 SINFUL WICKED INSTRUCTION  
 ARARAT RAIN DESTROY BIBLE  
 GENESIS



Registered Charity No 251394

Think of a world without any flowers.



September 2021

Think of a world without any trees

Creationtide, running from 1st September to 4th October, marks a relatively new addition to the church calendar. It brings together all denominations of Christians to pray and work for the protection of the environment that sustains everyone. This is also a time when many churches celebrate with a HARVEST FESTIVAL.

Creationtide prompts us to think about the whole of creation and what we, the people, are doing to our planet. Most of us are aware of how the atmosphere is warming up and causing lots of changes – ice caps melting, sea currents being altered, more droughts and more forest fires. We are being told that we need to act now to prevent a disaster – but what can one individual do, particularly if you are a child.



Many young people are getting involved in trying to raise awareness in those who have the capability to make changes, the more powerful people and companies. Perhaps you could raise more awareness by designing a poster for your church or school notice board and ask permission for it to be displayed. Think of the issues such as those mentioned above – plus things such as plastic waste, river pollution.

THE GIFTS OF HARVEST

If we are thinking more globally, we should look at the foods that we buy and where they come from. We are asked to try to buy locally, but some things we cannot produce in this country – bananas, oranges, pineapples, melons, spices we use in cooking, tea and coffee to name but a few. Some of these are now grown on a FAIR TRADE basis, which means that the growers get a fair price for their goods. Look for the Fair Trade label or one that says it is part of the “Rainforest Alliance” which promotes careful use of resources.



It might be fun to look through the jars and packets in Mum’s store cupboard (ask first!) to see if you can find out where various foods come from. Over the page is a map of the world and perhaps you could find the countries mentioned and mark the map. As the map is a bit small some of the countries may be hard to see but perhaps you could borrow an atlas from the library if you don’t have one at home.







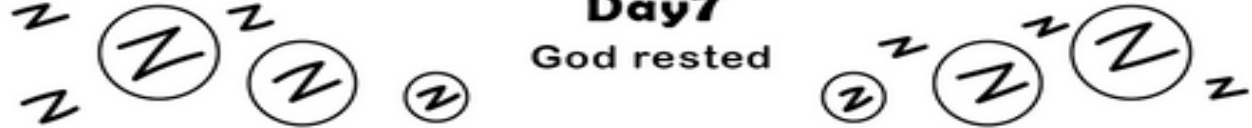
IN THE BEGINNING God created the Heavens and the Earth – the story of creation from the Bible. Read it in Genesis (the first book of the Bible) chapters 1 & 2 then find the words from the list in the wordsearch square.

- HEAVENS NIGHT TREES LIGHT EARTH DAY DARKNESS ANIMALS PLANTS WATER BIRDS BEGINNING SEAS FISH FEMALE MALE CREATED SKY GOD LAND

Wordsearch grid containing letters for finding words.



A DAYS OF CREATION picture to colour

<p><b>Day1</b> Light &amp; Darkness</p> 	<p><b>Day2</b> Sky &amp; Water</p> 	<p><b>Day3</b> Land &amp; Plants</p> 
<p><b>Day4</b> Sun &amp; Moon</p> 	<p><b>Day5</b> Birds &amp; Fish</p> 	<p><b>Day6</b> Animals &amp; People</p> 
<p><b>Day7</b> God rested</p> 		






Registered charity no 251394



# Give Thanks to the Lord, for He is good



October 2021

This is the time of the year when many churches will hold their annual Harvest Festival, giving thanks to God for all the gifts that he gives us, not just food, but the friendship and love of others plus all the things that we might have. It is also a time when many will be thinking about our world and what we are doing to it. I'm sure many of you will have been involved in ideas to help through your school or other groups. The easiest one we could all do is to be sure that we don't leave any litter behind when we go out and about. We can also look to see how we can add things to our gardens to encourage wildlife, again the simplest might be to think how we can provide food for the birds to help them through the winter. If you don't want to buy the bird food you could perhaps make your own **FAT BALLS**.



You will need: Lard, suet or solid vegetable fat (other fats may be harmful to birds)

Uncooked porridge oats, budget ones are fine, breadcrumbs, sultanas, raisins or currants, - best soaked overnight to plump them up, unsalted peanuts (crushed a little), For variety you could add a few kitchen scraps - cheese, cake, bacon rinds (chopped up), cooked potato, cooked rice, fresh fruits but not dried coconut and nothing salted, wild birds cannot handle either of these.

### Method

**\*\* ADULT ALERT** – this part is a job for them. Melt the lard or suet but don't get it too hot! Put all the dried ingredients into a bowl and when the fat is cooled but not reset, use a large spoon to mix in whatever ingredients you have chosen until you think you have enough to be able to form into balls.

Cut some string for a hanger, make it into a loop and form the ball with your hands around the string. Leave to set completely then hang out in the garden and watch the birds come and dine.

The picture shows St Francis, surrounded by animals and birds. He was born in Italy in 1182 and his family was very wealthy. He became a soldier and was taken prisoner. After he was released he felt God was calling him to give up his privileged life and to work to help the sick and the poor. He was also known for his love of nature and animals and there are legends of animals and birds responding to him, which is why he is often painted surrounded by them.

The church remembers St Francis on October 4<sup>th</sup>, and in recent years many have begun to hold special services to bless pets and other animals to mark the day.



Planet Earth's future is now in human hands. God gave it to us and we now need to protect it. **PRAY** for all those trying to make a difference and save the planet.



If he was alive today, I'm sure St Francis would be joining the campaign to help to save our wonderful world.



**Some Harvest Time Crafts using card tubes.**

**1 Windsock:** Decorate the outside of a cardboard tube with pictures of leaves, acorns etc. Make two holes opposite each other at one end and thread a piece of string through each then tie the ends together to form a loop. Then cut some strips of coloured paper (crepe or tissue paper if possible) to form the tail of the windsock. Stick more leaves on the strips and attach them to the end away from the string. Then take your windsock and run about in the wind.



**2 Scarecrow Puppets.** Again, use a cardboard tube (from a toilet roll perhaps). Cover or colour in the bottom half of the tube in whatever colour you like. You could use fabric, paper or just felt tip pens. Add decorations that look like patches. Draw a scarecrow type face on the top half, leaving enough space to add hair made from bits of wool, paper or paper straw. Cut out a hat shape to stick over the hair and add a flower shape.

**Autumn Wordsearch**

**Find and circle the words in the list.**

- Acorn      Corn              October
- Apple      Frost              Pumpkin
- Brisk      Harvest          Rake
- Chilly      Jacket
- Cider      Leaves
- Colours    November


Jesus talked about what the Kingdom of God is like. He said the farmer sows a seed in the ground. Then he can take his rest. Meanwhile the seed, will sprout, become a shoot and then grow into a plant with seeds, ready for harvest.

When the harvest is ripe and ready, the farmer will reap, cutting and collecting the good grain. What is not good he will leave behind.

We are the grain in God's harvest. Will we be ready to be in His Kingdom?




A D P R N H B F R T S S E A B C P U M P K I N  
 B C H A R V E S T M K L Y U J G P H G A E S T  
 T F C K M D Y I D M C H I L L Y M F V W F Z I  
 E E L E A V E S Y H G R S I Q J Q H F P O E E  
 R B I A G O O P N V C U D J K T T J A C K E T  
 E P Y Y E W P I G C M N D B A G H L L B V E A  
 F P P A V C G C D E K W I R E D T T L X X Z B  
 E R J C S N Q E A A M Y U I Q N U K I D C B L  
 N J K O I M P E V B D G G S Z U S Q J L G H E  
 P K Y R T J C Q Q E T U R K E Y F G F A H U F  
 A T L N S R I G G H T G R E A S F P H P C D D  
 C A E N F L F C O L O R S A D C P L N P M I M  
 C P R S T A K I W B F D V C T R D I N L O G J  
 O J D Z P F Y D N V T C E O O C T O B E R R T  
 R K I M V J C E Q Q U N B Y C R J S X Z O P H  
 N O V E M B E R B N V E A C O U H E R O S T Y ?



**Can you find the path for the seed to reach the surface of the soil?**





charity no 251394



Registered

## November 2021

November 1<sup>st</sup> is known as All Saints Day, when the church particularly remembers all those who in the past demonstrated what the Christian faith means, or stood up for it even though it meant that they were killed. Some were ordinary people and some were kings or queens, but all of them lived good lives that were remembered.

November is a month for remembering a number of different saints, but on 11<sup>th</sup> November we remember all those who died during the two world wars, fighting to preserve our right to be free to be the people we want to be. You will see lots of people wearing a red poppy, which has become a symbol of remembrance and a sign of respect. These poppies are sold by the British Legion to raise funds to help injured soldiers and their families.



### Make yourself a poppy & leaf decoration:

To begin – make a base from a paper plate or draw round a small plate onto card. Cut out the centre if you wish.

Collect as many fallen leaves as you can to stick round the rim of the plate. If you can't get real leaves, draw some yourself or draw round your hand onto different coloured papers and cut them out. (See Figs 2 & 3)

To make the poppies, copy the shape below or cut it out and draw round it onto red paper.

Then cut out the circle in black and fringe the edges. Stick the circle to the centre of the poppy. Make as many poppies as you like and stick them onto the leaf wreath. Hang up as a reminder of Remembrance Day.



Fig 1



Fig 2





Fig 3

## Oranges & Jumping Anvils



Have you played the game of “oranges and lemons”? The rhyme you sing begins: *“Oranges and Lemons say the bells of St Clements!”* This refers to St Clement Dane Church in London. They had a tradition of oranges being handed out to children who attended a service there on St Clements Day, **November 23<sup>rd</sup>**.

Traditionally St Clement’s Day was an extra holiday between All Hallows Day and Christmas and was adopted by the blacksmiths because of the way St Clement died, being tied to an anchor and drowned. The celebration was a day of fun and laughter with someone dressing up as Old St Clem and a parade around the town. All the money collected was used for a local feast.

Blacksmiths would also traditionally ‘fire’ their anvils in order to test them for weakness that might cause it to break. This was a noisy and dangerous occupation! Gunpowder was poured into one of the holes in the anvil and plugged with a fuse. The explosion was loud and could result in the anvil jumping off the ground.



They just might have overdone it with this one!

## The Season of Advent

Everyone is already talking about Christmas, but first we have ADVENT. According to our everyday calendars, December is the last month of the year, but in the church, the new year begins on Advent Sunday, which has to be four Sundays before Christmas Day, so it usually falls in November. This year it will be on 28<sup>th</sup> November. Advent means ‘coming’, and we need to prepare for the coming of Christmas. Many churches mark this time with an Advent Wreath. This will be a circle of greenery around a group of candles, either four or five. They may be four red candles with a white one in the middle, or three purple ones, one pink one and a white one in the middle. One candle is lit on Advent Sunday with an extra one being lit in each of the following weeks. What do they mean?



1<sup>st</sup> candle stands for HOPE – the hope of Christ coming.

2<sup>nd</sup> candle stands for LOVE –and remembers Mary and Joseph making the journey to Bethlehem.

3<sup>rd</sup> candle will be the pink one and stands for JOY – the joy of the shepherds hearing the news of Christ’s birth

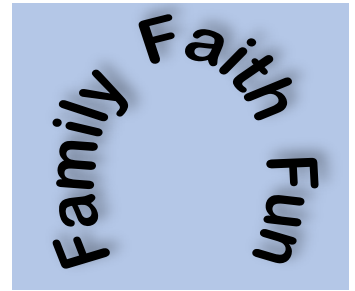
4<sup>th</sup> candle stands for PEACE – a reminder of the angels words of peace

5<sup>th</sup> candle, the white one – stands for Christ himself and is lit on Christmas morning

## Advent Wordsearch

Advent Wreath Candles Purple Hope  
Peace Joy Love Mary Joseph  
Jesus

W	E	G	T	H	M	K	I	C	X	J	Q
R	W	R	E	A	T	H	S	A	Z	O	C
M	P	E	K	D	J	E	S	N	B	Y	A
A	Y	A	D	V	I	M	P	D	H	O	P
R	J	O	S	E	P	H	E	L	O	V	E
Y	E	B	A	N	C	O	A	E	O	G	A
P	S	X	G	T	H	P	C	S	P	K	C
Z	U	G	M	L	O	E	Z	E	A	Y	E
Y	S	Q	P	U	R	P	L	E	X	R	A



Charity No 251394

December 2021

Do you know that angels are God's special messengers? We hear quite a lot about them in the Christmas story, sometimes just one or sometimes in a great crowd. We don't know the names of most of them, but one in particular, Gabriele, seemed to be given all the important messages about Christmas.



It was Angel Gabriele who gave Mary the message that God wanted her to be the mother of his special son.

He then had to encourage her to believe that she could do this so that at last Mary accepted God's plan for her.

However, she was engaged to be married to Joseph, a carpenter in the village of Nazareth. When he heard that Mary was going to have a baby, he felt at first that he could no longer marry her. However, Gabriel visited him in a dream and explained God's plan to him.

So the marriage went ahead, and Mary and Joseph made plans for this new baby. Very shortly before he was born, there was an order from the Roman Governor that every man had to be registered in the town where he was born.

So Mary and Joseph had to set out on a long journey to Bethlehem, Joseph's home town. When they arrived there the town was very busy with other travellers and they couldn't find anywhere to stay. At last one innkeeper told them that there was a place behind his inn where the travellers stabled their animals. Grateful for somewhere under shelter, Mary and Joseph settled into the stable just in time. That night Jesus was born.



Mary settled the baby in a manger, the place where the food for the animals was put. But they were all alone, and God wanted the world to know about the birth of His son. So he sent a whole crowd of angels (I'm sure Gabriel would have been among them) to tell others the news. He chose to send them to some shepherds, out on the hills outside Bethlehem. Shepherds were considered unimportant people by others because they

were often dirty and smelly from living out with their sheep all the time. But now they were the most important people to God and were the first to visit the baby Jesus.

There would be more visitors for the baby, but we will learn more about them at Epiphany, in January.





### Make some Christmas Angels

Take a piece of A4 paper, you could use wrapping paper, (approx. 21cm x29cm) and fan fold it along the long edge. Then bend it in the middle until the two halves meet. Stick the two halves together. Make the head out of a wooden bead if possible (or cut a circle of card). If using a bead draw on the features, making sure the hole through it runs from top to bottom of the face. Thread a pipecleaner through the bead, leaving a loop at the bottom. Insert the loop into the fold of the fan and twist to form the neck. Make another loop at the top to hang your angel. Add wool for hair and a smaller piece of folded paper for the wings.

### Advent Word Search

W	E	G	T	H	M	K	I	C	X	J	Q
R	W	R	E	A	T	H	S	A	Z	O	C
M	P	E	K	D	J	E	S	N	B	Y	A
A	Y	A	D	V	I	M	P	D	H	O	P
R	J	O	S	E	P	H	E	L	O	V	E
Y	E	B	A	N	C	O	A	E	O	G	A
P	S	X	G	T	H	P	C	S	P	K	C
Z	U	G	M	L	O	E	Z	E	A	Y	E
Y	S	Q	P	U	R	P	L	E	X	R	A

Words to Find

Words can be found left to right, right to left, up and down, and diagonally.

- Advent
- Wreath
- Candles
- Purple
- Hope
- Peace
- Joy
- Love
- Mary
- Joseph
- Jesus

